

SAR 2022 ANNUAL MEETING

February 27 – March 4 • Fairmont Scottsdale Princess • Scottsdale, Arizona

All times listed in MT

SUNDAY, FEBRUARY 27, 2022

7:00 AM - 9:00 AM	Scientific Session A
7:00 AM - 9:00 AM	Scientific Session B
9:00 AM - 9:30 AM	Break
9:30 AM - 11:00 AM	Scientific Session C
11:00 AM - 11:15 AM	Break
11:15 AM - 1:15 PM	Scientific Session D
1:15 PM - 1:35 PM	SAR Business Meeting
1:35 PM - 2:00 PM	Break
3:00 PM - 4:00 PM	SAR First Time Attendee Orientation
4:00 PM - 5:00 PM	DFP Town Hall
4:00 PM - 4:30 PM	HANDS-ON COURSE CTC FOCUSED LECTURE: HOW TO PREPARE AND SCAN <i>David Kim, Judy Yee</i>
4:30 PM - 5:00 PM	HANDS-ON COURSE CTC FOCUSED LECTURE: TIME-EFFICIENT INTERPRETATION <i>Judy Yee</i>
5:00 PM - 6:00 PM	Hands-On Course Town Hall

MONDAY, FEBRUARY 28, 2022

7:00 AM - 8:00 AM

PLENARY SESSION I: NEW PARADIGM FOR THE PRACTICE OF RADIOLOGY

Moderators: *Matthew Davenport, Chandana Lall*

7:00 AM	SYSTEMS IMPROVEMENT: PATIENT-CENTRIC WORKFLOW <i>Vikas Gulani</i>
7:10 AM	NEXT GENERATION OF EXAM ORDERING <i>Pari Pandharipande</i>
7:20 AM	PRACTICE EFFICIENCIES OF REPORTING <i>Olga Brook</i>
7:30 AM	MEDICOLEGAL CONSIDERATIONS OF NEW PARADIGM <i>Aparna Srinivasa Babu</i>
7:40 AM	HOW DO WE CHANGE OUR PRACTICES FOR THIS NEW PARADIGM? <i>Ania Kielar</i>
7:50 AM	Q&A

8:00 AM - 9:00 AM

PLENARY SESSION II: NASH: RISE TO THE CHALLENGE

Moderators: *Jeanne Horowitz, Benjamin Yeh*

8:00 AM	CLINICAL OVERVIEW OF NASH <i>Bashar Aqel</i>
8:12 AM	CHALLENGES AND ADVANCES IN US IMAGING OF STEATOHEPATITIS <i>Richard Barr</i>
8:22 AM	MULTIPARAMETRIC CT APPROACH TO NAFLD AND NASH <i>Meghan Lubner</i>
8:32 AM	MR IMAGING OF NASH <i>Kathryn Fowler</i>
8:42 AM	EMERGING TECHNIQUES IN NASH <i>Scott Reeder</i>
8:52 AM	Q&A

Schedule subject to change.

- ABDOMINOPELVIC NEUROENDOCRINE NEOPLASMS
- CT COLONOGRAPHY
- LI-RADS
- ADVANCED RENAL MASS IMAGING
- DIFFUSE LIVER DISEASE
- PROSTATE MRI
- CROSS SECTIONAL INTERVENTIONAL RADIOLOGY
- DUAL ENERGY CT
- RECTAL CANCER MRI


EARLY CAREER COMMITTEE

SAR 2022 ANNUAL MEETING











February 27 – March 4 • Fairmont Scottsdale Princess • Scottsdale, Arizona

All times listed in MT

MONDAY, FEBRUARY 28, 2022

9:00 AM	Presidential Welcome
9:05 AM	CANNON LECTURE INTRODUCTION
9:10 AM	CANNON LECTURE <i>Claude Sirlin</i>
9:35 AM - 9:40 AM	Break
10:00 AM - 11:30 AM	
	PLENARY SESSION III: DIVERSITY, EQUITY, AND INCLUSION IN RADIOLOGY: A WAY FORWARD <i>Moderators: Cynthia Santillan, Kerry Thomas</i>
10:00 AM	SAR RESOURCES FOR DIVERSITY AND INCLUSION <i>Elizabeth Sadowski, Parvati Ramchandani</i>
10:05 AM	WHERE ARE WE NOW AND WHERE ARE WE GOING IN RADIOLOGY <i>Priyanka Jha</i>
10:15 AM	EXPANDING THE DEFINITION OF DIVERSITY: STRATEGIES FOR CREATIVE INCLUSION <i>Peter Poulos</i>
10:30 AM	BIAS AND UNINTENTIONAL MICROAGGRESSION: HOW TO BE AN UPSTANDER <i>Kristin Porter</i>
10:45 AM	HEALTH EQUITY BEYOND THE READING ROOM <i>Cecelia Brewington</i>
11:00 AM	LEADERS: HOW TO BUILD A DIVERSE DEPARTMENT <i>Cheri Canon</i>
11:15 AM	Q&A
11:30 AM	NEW HORIZON LECTURE INTRODUCTION
11:35 AM	NEW HORIZON LECTURE PERSPECTIVES ON GENERATIONAL DIFFERENCES: WHAT CAN RADIOLOGY LEADERS LEARN FROM THE 'DOG WHISPERER'? <i>Arun Krishnaraj</i>
12:00 PM - 1:00 PM	
PLENARY SESSION IV: EARLY DETECTION OF CANCER: SCREENING AND SURVEILLANCE <i>Moderators: Thomas Hope, Courtney Moreno</i>	
12:00 PM	PROSTATE CANCER <i>Ismail Turkbey</i>
12:10 PM	LIVER CANCER <i>Shuchi Rodgers</i>
12:20 PM	COLON CANCER <i>Kevin Chang</i>
12:30 PM	PANCREATIC CANCER <i>Ajit Goenka</i>
12:40 PM	OVARIAN CANCER <i>Elizabeth Sadowski</i>
12:50 PM	Q&A
2:00 PM - 5:00 PM	HANDS-ON WORKSTATION TRAINING I VIRTUAL COLONOSCOPY <i>Cecelia Brewington, Abraham Dachman, Courtney Moreno, Judy Yee</i>
2:00 PM - 5:00 PM	HANDS-ON COURSE PROSTATE MRI <i>Sandeep Arora, Tharakeswara Bathala, Leonardo Bittencourt, Silvia Chang, Fiona Fennessy, Michael Hahn, Lori Mankowski Gettle, Refky Nicola, Varaha Tammisetti, Antonio Wesphalen</i>

Schedule subject to change.

-  ABDOMINOPELVIC NEUROENDOCRINE NEOPLASMS
-  CT COLONOGRAPHY
-  LI-RADS
-  ADVANCED RENAL MASS IMAGING
-  DIFFUSE LIVER DISEASE
-  PROSTATE MRI
-  ECC EARLY CAREER COMMITTEE
-  CROSS SECTIONAL INTERVENTIONAL RADIOLOGY
-  DUAL ENERGY CT
-  RECTAL CANCER MRI

SAR 2022 ANNUAL MEETING

February 27 – March 4 • Fairmont Scottsdale Princess • Scottsdale, Arizona







Society of
Abdominal
Radiology™

All times listed in MT

TUESDAY, MARCH 1, 2022

7:00 AM - 12:00 PM	HANDS-ON WORKSTATION TRAINING II VIRTUAL COLONOSCOPY <i>Rizwan Aslam, Lori Mankowski Gettle, Elizabeth McFarland, Judy Yee</i>
7:00 AM - 7:30 AM	WORKSHOP SESSION I
Workshop #1	THE DIFFICULT ESOPHAGRAM: HOW TO DO IT <i>Mary Ann Turner, Laura Carucci</i>
Workshop #2	TRANSITIONING FROM PEER REVIEW TO PEER LEARNING: WHAT, WHY AND HOW <i>David Paushter, Pritesh Patel</i>
Workshop #3	BILIARY TUMORS AND MALFORMATIONS: WHAT THE SURGEON WANTS TO KNOW <i>Joseph Yacoub, Motoyo Yano</i>
Workshop #4	IMAGING CONSIDERATIONS IN RCC MANAGEMENT <i>Satheesh Krishna, Ronaldo Baroni, Nicola Schieda</i>
Workshop #5	A REFRESHER OF RECIST RESPONSE <i>Kerry Thomas, Sebastian Feuerlein</i>
Workshop #6	HOW TO START AN ENDOMETRIOSIS IMAGING PROGRAM: TIPS, TRICKS AND LESSONS LEARNED! <i>Myra Feldman, Wendaline VanBuren</i>
Workshop #7	ADVANCED MRI TECHNIQUES: IRON OVERLOAD AND PANCREATIC FIBROSIS <i>Temel Tirkes, Kartik Jhaveri</i>
Workshop #8	CANCER IMMUNOTHERAPY- WHAT AN ABDOMINAL RADIOLOGIST SHOULD KNOW <i>Kanupriya Vijay, Ashish Khandelwal</i>
Workshop #9	THE ACR OVARIAN/ADNEXAL REPORTING AND DATA SYSTEM (O-RADS) FOR ULTRASOUND AND MRI: A CASE-BASED USERS GUIDE <i>Ulrike Hamper, Rochelle Andreotti, John McGahan</i>
Workshop #10	NEW ULTRASOUND TECHNIQUES FOR LIVER IMAGING: ELASTOGRAPHY, FAT QUANTIFICATION, AI AND CONTRAST <i>Venkateswar Surabhi, Wui Chong</i>
Workshop #11	SHIFTING TREATMENT PARADIGM IN RECTAL CANCER AND ITS IMPACT ON RECTAL MRI INTERPRETATION <i>Helena Gabriel, Harmeet Kaur</i>
Workshop #12	THE TREATED PROSTATE, HOW TO APPLY PI-RR <i>Sangeet Ghai, Jurgen Futterer</i>
7:30 AM - 7:40 AM	Break

Schedule subject to change.

-  ABDOMINOPELVIC NEUROENDOCRINE NEOPLASMS
-  CT COLONOGRAPHY
-  LI-RADS
-  ADVANCED RENAL MASS IMAGING
-  DIFFUSE LIVER DISEASE
-  PROSTATE MRI
-  CROSS SECTIONAL INTERVENTIONAL RADIOLOGY
-  DUAL ENERGY CT
-  RECTAL CANCER MRI

 EARLY CAREER COMMITTEE


SAR 2022 ANNUAL MEETING

February 27 – March 4 • Fairmont Scottsdale Princess • Scottsdale, Arizona


Society of
Abdominal
Radiology™

All times listed in MT

TUESDAY, MARCH 1, 2022

7:40 AM - 8:10 AM	WORKSHOP SESSION II
Workshop #1	ADVANCED APPLICATIONS OF CONTRAST-ENHANCED ULTRASOUND <i>Kanupriya Vijay, Jordan Swensson, Rachita Khot</i>
Workshop #2	MANAGING THE INCIDENTAL PANCREATIC CYST: GUIDELINES, CHALLENGES AND CONTROVERSIES <i>David Hough, Zhen Jane Wang</i>
Workshop #3	CT/MR ENTEROGRAPHY FOR SMALL BOWEL BLEEDING: CHALLENGING AND UNUSUAL CASES FROM THE MAYO CLINIC SMALL BOWEL IMAGING CENTER <i>Jeff Fidler, Michael Wells</i>
Workshop #4	STUCK IN THE HOT SEAT: CHALLENGING CASES FROM MULTIDISCIPLINARY CONFERENCE <i>Brian Allen, Benjamin Wildman-Tobriner</i>
Workshop #5	IMAGING CHALLENGES IN DIAGNOSIS OF LOCOREGIONAL RECURRENCE OF RECTAL CARCINOMA <i>Raj Mohan Paspulati, Courtney Moreno</i>
Workshop #6	ACTIVE SURVEILLANCE OF RENAL MASSES: THE ROLE OF RADIOLOGY <i>Nicola Schieda</i>
Workshop #7	VI-RADS : A REVIEW OF STATE OF THE ART IMAGING OF BLADDER CANCER <i>Valdair Muglia, Lyndon Luk, Hiram Shaish</i>
Workshop #8	LI-RADS: CHALLENGING CASES FROM EXPERT <i>Claude Sirlin, Victoria Chernyak</i>
Workshop #9	GYNECOLOGY ONCOLOGY TUMOR BOARD: WHAT THEY NEED TO KNOW <i>Marta Flory, Hannah Recht, Kimberly Shampain</i>
Workshop #10	ASSESSMENT OF HCC RESPONSE TO NEW THERAPIES: QUALITATIVE AND QUANTITATIVE METHODS <i>Bachir Taouli, Frank Miller</i>
 Workshop #11	TEST YOURSELF: MAYO CLINIC PEER LEARNING CASES <i>Nelly Tan, Deborah Baumgarten</i>
Workshop #12	IMAGING OF LIVER FIBROSIS - A 2022 UPDATE <i>Mitchell Tublin, Alessandro Furlan, Amir Borhani</i>
8:10 AM - 8:20 AM	Break

Schedule subject to change.

-  ABDOMINOPELVIC NEUROENDOCRINE NEOPLASMS
-  CT COLONOGRAPHY
-  LI-RADS
-  ADVANCED RENAL MASS IMAGING
-  DIFFUSE LIVER DISEASE
-  PROSTATE MRI
-  CROSS SECTIONAL INTERVENTIONAL RADIOLOGY
-  DUAL ENERGY CT
-  RECTAL CANCER MRI

 EARLY CAREER COMMITTEE




SAR 2022 ANNUAL MEETING

February 27 – March 4 • Fairmont Scottsdale Princess • Scottsdale, Arizona





Society of
Abdominal
Radiology™

All times listed in MT

TUESDAY, MARCH 1, 2022

8:20 AM - 8:50 AM	WORKSHOP SESSION III
Workshop #1	CEUS OF THE BOWEL: INFLAMMATORY BOWEL DISEASE (IBD) AND OTHER APPLICATIONS <i>Alexandra Medellin, Stephanie Wilson</i>
Workshop #2	INTERESTING HEPATOBILIARY AND PANCREATIC CASES <i>Silvia Chang, Malak Itani, Krishna Shanbhogue</i>
Workshop #3	CT IMAGING OF ABDOMINAL TRANSPLANT EMERGENCIES <i>Maria Zulfiqar, Anup Shetty</i>
 Workshop #4	HOW TO DEAL WITH DIFFICULT PEOPLE <i>Victoria Chernyak, David Bates</i>
Workshop #5	GOIN' OLD SCHOOL: ABDOMEN FILM AND FLUORO CALLS YOU STILL HAVE TO NAIL <i>Ali Agely, David DiSantis</i>
 Workshop #6	BOSNIAK V2019: INTERPRETATION PITFALLS AND RECOMMENDATIONS TO AVOID MISCLASSIFICATION <i>Elizabeth Edney</i>
Workshop #7	TBA
Workshop #8	APPLYING BOSNIAK V.2019 TO CHALLENGING CYSTIC RENAL MASSES <i>Stuart Silverman, Matthew Davenport</i>
Workshop #9	OVARIAN CANCER: IMAGING ESSENTIALS <i>Susanna Lee, Shaun Wahab</i>
Workshop #10	TIPS TO HANDLE EVERY POST-TREATMENT PROSTATE MRI WITH EASE <i>Sandeep Arora, Antonio Westphalen</i>
 Workshop #11	LI-RADS CT/MRI LEXICON REVIEW <i>Robert Marks, Ryan Ash</i>
Workshop #12	WHAT A HEPATOLOGIST WANTS TO KNOW FROM A RADIOLOGIST COLLEAGUE: THE PATIENT WITH CHRONIC LIVER DISEASE <i>Deepika Deuvni, Tasneem Lalani, Mark Masciocchi</i>
8:50 AM - 9:00 AM	Break

Schedule subject to change.

-  ABDOMINOPELVIC NEUROENDOCRINE NEOPLASMS
-  CT COLONOGRAPHY
-  LI-RADS
-  ADVANCED RENAL MASS IMAGING
-  DIFFUSE LIVER DISEASE
-  PROSTATE MRI
-  CROSS SECTIONAL INTERVENTIONAL RADIOLOGY
-  DUAL ENERGY CT
-  RECTAL CANCER MRI

 EARLY CAREER COMMITTEE

SAR 2022 ANNUAL MEETING

February 27 – March 4 • Fairmont Scottsdale Princess • Scottsdale, Arizona

All times listed in MT

TUESDAY, MARCH 1, 2022

9:00 AM - 9:30 AM		WORKSHOP SESSION IV
	Workshop #1	IS THERE SUCH THING AS AN "IMPOSSIBLE" BIOPSY? THE FIVE CRAZIEST BIOPSIES OF MY CAREER... <i>Louis Hinshaw</i>
	Workshop #2	FROM KONMARI TO GTD: SIMPLIFY, PRIORITIZE, AND GET THINGS DONE WITH LESS STRESS! <i>Aarti Sekhar</i>
	Workshop #3	DIXON MRI OF THE ABDOMEN AND PELVIS: PEARLS, PITFALLS, AND ADDED VALUE <i>Anup Shetty, David Ballard</i>
	Workshop #4	TBA
	Workshop #5	INTERESTING SMALL BOWEL CASES <i>C. Dan Johnson, Kristina Flicek</i>
	Workshop #6	CEUS LI-RADS OVERVIEW <i>David Fetzer, Shuchi Rodgers</i>
	Workshop #7	US AND MRI OF THE UTERUS: THE GOOD, THE BAD AND THE UGLY <i>Krupa Patel-Lippmann, Elizabeth Sadowski</i>
	Workshop #8	PANCREATIC CANCER IMAGING 2022 <i>Alec Megibow</i>
	Workshop #9	PEARLS AND PITFALLS OF ENDOMETRIOSIS <i>Leonardo Kayat Bittencourt, Refky Nicola</i>
	Workshop #10	TIGHTEN THE CORE: A FRIENDLY COMPETITION ON RESIDENT AND FELLOW IMAGING ESSENTIALS <i>Mark Sugi, Kirti Magudia</i>
	Workshop #11	NATIONAL ACCREDITATION PROGRAM FOR RECTAL CANCER: THE ROLE OF THE RADIOLOGIST <i>Elena Korngold, Gaurav Khatri</i>
	Workshop #12	MR ELASTOGRAPHY OF THE LIVER: TECHNIQUE, INTERPRETATION, TROUBLESHOOTING, AND PITFALLS <i>Tyler Fraum, Daniel Ludwig</i>
	9:30 AM - 9:45 AM	Break
	9:45 AM - 10:45 AM	UNKNOWN CASE FILM PANEL <i>Moderators: Christine Menias, Perry Pickhardt</i> <i>Panelists: Ghaneh Fananapazir, Kareem El Fatairy, Chandana Lall, Mishal Mendiratta-Lala, Diana Murcia, Benjamin Wildman-Tobriner</i>
	10:45 AM - 11:40 AM	LEE LECTURE: THE FUTURE OF PROSTATE IMAGING & PROSTATE DFP UPDATE <i>Peter Choyke</i>

Schedule subject to change.

ABDOMINOPELVIC NEUROENDOCRINE NEOPLASMS	CT COLONOGRAPHY	LI-RADS
ADVANCED RENAL MASS IMAGING	DIFFUSE LIVER DISEASE	PROSTATE MRI
CROSS SECTIONAL INTERVENTIONAL RADIOLOGY	DUAL ENERGY CT	RECTAL CANCER MRI

SAR 2022 ANNUAL MEETING

February 27 – March 4 • Fairmont Scottsdale Princess • Scottsdale, Arizona

All times listed in MT

TUESDAY, MARCH 1, 2022

11:40 AM - 12:10 PM		WORKSHOP SESSION V
Workshop #1	CT GUIDED PROCEDURES: TIPS AND TRICKS TO GET THE JOB DONE <i>Christopher Welle, Daniel Adamo</i>	
Workshop #2	MIND PLAYING TRICKS ON YOU: HOW COGNITIVE BIASES AND PERCEPTION ERRORS AFFECT RADIOLOGISTS AND WHAT TO DO ABOUT IT EDWARD LAWRENCE <i>Sonia Lee, Rony Kampalath, Edward Lawrence</i>	
Workshop #3	CHOLANGITIS DOUBLE TROUBLE: PBC AND PSC <i>Mark Anderson, Karthik Sundaram</i>	
Workshop #4	SMALL BOWEL CROHN'S DISEASE AT CT AND MR ENTEROGRAPHY: INTERPRETATION AND REPORTING <i>Mark Baker, Chenchan Huang</i>	
Workshop #5	WHAT LURKS BEHIND... ADRENAL, RENAL AND RETROPERITONEAL QUIZ CASES <i>Fiona Cassidy, Noushin Vahdat</i>	
Workshop #6	PREPROCEDURAL ASSESSMENT AND OPTIMIZING YOUR PROCEDURAL TECHNIQUE FOR CROSS-SECTIONAL INTERVENTIONS <i>Kristin Dittmar, J. Louis Hinshaw, Steven Raman</i>	
Workshop #7	PROSTATE MRI MISSES AND LESSONS BY THE O.G'S - PART 1 <i>Ayetkin Oto, Ismail Turkbey, Jelle Barentsz, Fergus Coakley</i>	
Workshop #8	CLINICAL CORRELATION REQUIRED: AN OVERVIEW OF GASTROENTEROPANCREATIC NEUROENDOCRINE NEOPLASMS (GEP-NENS) AND CLINICAL IMPLICATIONS OF MODERN IMAGING <i>Daniel Halperin</i>	
Workshop #9	CONTROVERSIES IN PROSTATE MRI <i>Derya Yakar, Sadhna Verma</i>	
Workshop #10	A PRACTICAL GUIDE TO USING TUMOR RESPONSE CRITERIA REPORTING OUTSIDE OF CLINICAL TRIALS <i>Erik Soloff, Carolyn Wang</i>	
Workshop #11	EVOLVING ROLE OF RADIOLOGIST IN THE INITIAL MANAGEMENT OF ADVANCED OVARIAN CANCER <i>Stephanie Nougaret, Atul Shinagare</i>	
Workshop #12	RADIOLOGY PATHOLOGY CORRELATION LIVER FIBROSIS <i>Sudhakar Venkatesh, Michael Torbenson</i>	
12:10 PM - 12:20 PM	Break	

Schedule subject to change.

- ABDOMINOPELVIC NEUROENDOCRINE NEOPLASMS
- CT COLONOGRAPHY
- LI-RADS
- ADVANCED RENAL MASS IMAGING
- DIFFUSE LIVER DISEASE
- PROSTATE MRI
- CROSS SECTIONAL INTERVENTIONAL RADIOLOGY
- DUAL ENERGY CT
- RECTAL CANCER MRI

EARLY CAREER COMMITTEE





SAR 2022 ANNUAL MEETING

February 27 – March 4 • Fairmont Scottsdale Princess • Scottsdale, Arizona

Society of
Abdominal
Radiology™

All times listed in MT

TUESDAY, MARCH 1, 2022

12:20 PM - 12:50 PM		WORKSHOP SESSION VI
Workshop #1		INTERVENTIONAL RADIOLOGY CASES THAT MAKE THE HEART RACE <i>Peter Mueller, Eric vanSonnenberg</i>
 Workshop #2		PEER LEARNING – A DAILY CONFERENCE WITH VALUE FOR STAFF AND TRAINEES <i>Michael Gee, Amirkasra Mojtahed</i>
Workshop #3		SMALL BOWEL OBSTRUCTION: WHAT THE RADIOLOGISTS NEEDS TO KNOW? <i>Ellen Wolf, Mohammed Siddiqui</i>
Workshop #4		BRAIN TEASERS IN ONCOLOGIC IMAGING OF THE PELVIS <i>Iva Petkovska, Viktoriya Paroder</i>
Workshop #5		IMAGING OF STRICTURING AND PENETRATING CROHN'S DISEASE <i>Namita Gandhi, Joseph Grajo</i>
Workshop #6		PERIPROCEDURAL PATIENT MANAGEMENT – FROM SURGICAL ATTIRE TO MANAGEMENT OF COMPLICATIONS AND DISCORDANT CASES <i>Virginia Planz, Mishal Mendiratta-Lala, Ghaneh Fananapazir</i>
Workshop #7		PROSTATE MRI MISSES AND LESSONS BY THE O.G'S - PART 2 <i>Sadhna Verma, Jurgen Futterer, Rajan Gupta</i>
Workshop #8		2022 IMAGING UPDATES INCLUDING RADIOMICS FOR PANCREATIC NEUROENDOCRINE NEOPLASMS <i>Ajaykumar Morani</i>
Workshop #9		ADVANCES IN PROSTATE IMAGING WITH EMPHASIS ON THE ROLE OF MOLECULAR IMAGING <i>Spencer Behr, Devaki Shilpa Surasi, Tharakeswara Bathala</i>
Workshop #10		PI-RADS INTERACTIVE CASE BASED WORKSHOP <i>Jelle Barentsz</i>
Workshop #11		MR ELASTOGRAPHY: STATE-OF-THE-ART AND BEYOND <i>Sudhakar Venkatesh, Richard Ehman</i>
Workshop #12		MRI VS US FOR HCC SURVEILLANCE: COMPETITION OR COOPERATION? <i>David Fetzer, Takeshi Yokoo</i>

Schedule subject to change.

-  ABDOMINOPELVIC NEUROENDOCRINE NEOPLASMS
-  CT COLONOGRAPHY
-  LI-RADS
-  ADVANCED RENAL MASS IMAGING
-  DIFFUSE LIVER DISEASE
-  PROSTATE MRI
-  CROSS SECTIONAL INTERVENTIONAL RADIOLOGY
-  DUAL ENERGY CT
-  RECTAL CANCER MRI

 EARLY CAREER COMMITTEE

SAR 2022 ANNUAL MEETING

February 27 – March 4 • Fairmont Scottsdale Princess • Scottsdale, Arizona

All times listed in MT

TUESDAY, MARCH 1, 2022

1:00 PM - 5:00 PM	HANDS-ON WORKSTATION TRAINING III VIRTUAL COLONOSCOPY <i>Firas Ahmed, Kevin Chang, Mariya Kobi, Judy Yee</i>
2:00 PM - 5:00 PM	HANDS-ON COURSE ADVANCED RENAL MASS IMAGING <i>Ronaldo Baroni, Nicole Curci, Matthew Davenport, Elizabeth Edney, David Fetzer, Satheesh Krishna, Ivan Pedrosa, Zhen Jane Wang</i>
2:00 PM - 5:00 PM	HANDS-ON COURSE ABDOMINOPELVIC NEUROENDOCRINE NEOPLASMS: UPDATES WITH IMAGING BASED THERAPEUTIC ADVANCES <i>Priya Bhosale, Samuel Galgano, Ajit Goenka, Dheeraj Gopireddy, Daniel Halperin, Thomas Hope, Malak Itani, Jessica Maxwell, Ajaykumar Morani, Kedar Sharbidre, Motoyo Yano</i>
2:00 PM - 5:00 PM	HANDS-ON COURSE LI-RADS CASES FOR THE EXPERTS <i>Amir Borhani, Victoria Chernyak, Sandeep Deshmukh, Richard Do, Khaled Elsayes, Kathryn Fowler, Alice Fung, Natally Horvat, James Lee, Robert Marks</i>

Schedule subject to change.

- ABDOMINOPELVIC NEUROENDOCRINE NEOPLASMS
- CT COLONOGRAPHY
- LI-RADS
- ADVANCED RENAL MASS IMAGING
- DIFFUSE LIVER DISEASE
- PROSTATE MRI
- CROSS SECTIONAL INTERVENTIONAL RADIOLOGY
- DUAL ENERGY CT
- RECTAL CANCER MRI

EARLY CAREER COMMITTEE

SAR 2022 ANNUAL MEETING

February 27 – March 4 • Fairmont Scottsdale Princess • Scottsdale, Arizona

All times listed in MT

WEDNESDAY, MARCH 2, 2022

7:00 AM - 8:30 AM PLENARY SESSION V: RECTAL CANCER, 2.0 <i>Moderators: Jennifer S. Golia Pernicka, Mukesh Harisinghani</i>	
7:00 AM	POST-TREATMENT RESPONSE ON MRI: WATCH AND WAIT, TOTAL NEOADJUVANT TREATMENT, AND SHORT OR LONG COURSE RADIOTHERAPY <i>Marc Gollub</i>
7:20 AM	REFRESHER ON LOW RECTAL CANCER: ADDRESSING KNOWLEDGE DEFICIENCIES IN STAGING AND ANATOMIC COMPLEXITY <i>David Kim</i>
7:40 AM	EMERGENCE OF ANAL CANCER IMAGING INTO THE RADIOLOGIST'S PORTFOLIO AND EXPERT CONSENSUS ON APPROPRIATE MODALITY USE CRITERIA <i>Natally Horvat</i>
8:00 AM	RECTAL CANCER TUMOR MIMICS <i>Sonia Lee</i>
8:20 AM	Q&A
8:30 AM - 10:00 AM PLENARY SESSION VI: AI READY TODAY <i>Moderators: George Shih, Andrew D. Smith</i>	
8:30 AM	CHECKLIST FOR PURCHASING AI APPLICATIONS <i>John Mongan</i>
8:40 AM	THE ECONOMICS OF AI <i>Tessa Cook</i>
8:50 AM	AI FOR OPPORTUNISTIC SCREENING <i>Kirti Magudia</i>
9:00 AM	AI APPLICATIONS FOR ADVANCED CANCER <i>Andrew Smith</i>
9:10 AM	AI APPLICATIONS IN GI IMAGING <i>Linda Chu</i>
9:20 AM	AI APPLICATIONS IN GU IMAGING <i>Angela Tong</i>
9:30 AM	NLP IN ABDOMINAL RADIOLOGY REPORTING <i>Thomas Loehfelm</i>
9:40 AM	AI BIASES AND TRUSTWORTHINESS <i>Bhavik Patel</i>
9:50 AM	Q&A
10:00 AM - 10:30 AM	Break
10:30 AM - 11:45 AM PLENARY SESSION VII: GET IT RIGHT IN GYNECOLOGIC ONCOLOGY: KEY DECISION GUIDED BY IMAGING <i>Moderators: Katherine Maturen, Liina Poder</i>	
10:30 AM	OVARIAN CANCER: DEBULKING OR NEOADJUVANT THERAPY? <i>Stephanie Nougaret</i>
10:45 AM	CERVICAL CANCER: SURGERY OR CHEMORADIATION? <i>Jeanne Horowitz</i>
11:00 AM	ENDOMETRIAL CANCER: LYMPH NODE SAMPLING? <i>Aradhana Venkatesan</i>
11:15 AM	MYOMETRIAL MASS: LEIOMYOMA VS. LEIOMYOSARCOMA? <i>Fiona Fennessy</i>
11:30 AM	Q&A

Schedule subject to change.

ABDOMINOPELVIC NEUROENDOCRINE NEOPLASMS	CT COLONOGRAPHY	LI-RADS
ADVANCED RENAL MASS IMAGING	DIFFUSE LIVER DISEASE	PROSTATE MRI
CROSS SECTIONAL INTERVENTIONAL RADIOLOGY	DUAL ENERGY CT	RECTAL CANCER MRI

EARLY CAREER COMMITTEE

SAR 2022 ANNUAL MEETING

February 27 – March 4 • Fairmont Scottsdale Princess • Scottsdale, Arizona

All times listed in MT

WEDNESDAY, MARCH 2, 2022

11:45 AM - 1:00 PM
PLENARY SESSION VIII: CEUS TO THE RESCUE
Moderators: Wui Chong, Shuchi Rodgers

11:45 AM	CEUS IN THE ICU <i>Corinne Deurdulian</i>
11:55 AM	CROHN'S DISEASE <i>Stephanie Wilson</i>
12:05 PM	CONTRIBUTIONS OF CEUS TO PATIENT MANAGEMENT <i>Alexandra Medellin</i>
12:15 PM	CEUS AS FOLLOW-UP FOR SCREENING IN CHRONIC LIVER DISEASE <i>David Burrowes</i>
12:25 PM	CHARACTERIZATION OF INDETERMINATE RENAL MASSES <i>Richard Barr</i>
12:35 PM	CEUS FOR VCUG <i>Kassa Darge</i>
12:45 PM	Q&A
2:00 PM - 5:00 PM	HANDS-ON COURSE CSIR HANDS ON COURSE ON ULTRASOUND GUIDED PROCEDURES <i>Olga Brook, Kristin Dittmar, Ghaneh Fananapazir, Samuel Galgano, J. Louis Hinshaw, Mishal Mendiratta-Lala, Virginia Planz, Steven Raman</i>
2:00 PM - 5:00 PM	HANDS-ON COURSE DUAL ENERGY CT <i>Lakshmi Ananthakrishnan, Pryia Bhosale, Aran Toshav, Benjamin Yeh</i>

Schedule subject to change.

- ABDOMINOPELVIC NEUROENDOCRINE NEOPLASMS
- CT COLONOGRAPHY
- LI-RADS
- ADVANCED RENAL MASS IMAGING
- DIFFUSE LIVER DISEASE
- PROSTATE MRI
- ECC EARLY CAREER COMMITTEE
- CROSS SECTIONAL INTERVENTIONAL RADIOLOGY
- DUAL ENERGY CT
- RECTAL CANCER MRI


SAR 2022 ANNUAL MEETING

February 27 – March 4 • Fairmont Scottsdale Princess • Scottsdale, Arizona

Society of
Abdominal
Radiology™

All times listed in MT

THURSDAY, MARCH 3, 2022

7:00 AM - 7:30 AM	WORKSHOP SESSION VII
Workshop #1	IMAGING OF CHRONIC PELVIC PAIN <i>Steven Chua, Kaustubh Shiralkar</i>
Workshop #2	STOMACH IN KNOTS: IMAGING AND COMPLICATIONS <i>Inessa Goldman, Amr El Jack, Matthew Morgan</i>
 Workshop #3	HOW TO GIVE FEEDBACK: A GUIDE FOR EDUCATORS AND MANAGERS <i>Daniel Souza, Derek Sun</i>
Workshop #4	RADIOFREQUENCY ABLATION OF THYROID NODULES: BENIGN AND MALIGNANT <i>John Schmitz, Anil Kurup, Brian Welch</i>
Workshop #5	IMAGE INTERPRETATION AND PROTOCOL CONSIDERATIONS IN PENETRATING ABDOMINOPELVIC TRAUMA <i>Vincent Mellnick, Mark Hoegger</i>
Workshop #6	MRI SAFETY: OVERVIEW AND PEARLS FOR EVERYDAY CLINICAL USE <i>Shaun Best, Ryan Ash</i>
Workshop #7	LEADERSHIP - MANAGING DURING INSTITUTIONAL CRISIS <i>Tracy Jaffe, Erik Paulson</i>
Workshop #8	HOT TOPICS IN RENAL MASS CHARACTERIZATION <i>Elizabeth Edney, Satheesh Krishna</i>
Workshop #9	GASTROINTESTINAL TRAUMA--IMAGING OF SOLID & HOLLOW ORGAN INJURIES <i>Benjamin Triche, Jason Pietryga</i>
Workshop #10	BOSNIAK VERSION 2019: CASE-BASED REVIEW WITH PEARLS FOR CLINICAL PRACTICE <i>Vanessa Williams, Chakradhar Thupili, Varaha Tammisetti</i>
Workshop #11	THE ADDED VALUE OF INCLUDING CTC IN COLORECTAL CANCER SCREENING PROGRAMS <i>Cecelia Brewington, Syam Reddy</i>
7:30 AM - 7:40 AM	Break

Schedule subject to change.

-  ABDOMINOPELVIC NEUROENDOCRINE NEOPLASMS
-  CT COLONOGRAPHY
-  LI-RADS
-  ADVANCED RENAL MASS IMAGING
-  DIFFUSE LIVER DISEASE
-  PROSTATE MRI
-  CROSS SECTIONAL INTERVENTIONAL RADIOLOGY
-  DUAL ENERGY CT
-  RECTAL CANCER MRI

 EARLY CAREER COMMITTEE

SAR 2022 ANNUAL MEETING

February 27 – March 4 • Fairmont Scottsdale Princess • Scottsdale, Arizona

Society of
Abdominal
Radiology™

All times listed in MT

THURSDAY, MARCH 3, 2022

7:40 AM - 8:10 AM	WORKSHOP SESSION VIII
Workshop #1	DUAL-ENERGY CT EVALUATION OF GASTROINTESTINAL BLEEDING: PEARLS AND PITFALLS <i>Avneesh Gupta, Bari Dane</i>
Workshop #2	3D PRINTED MODELS FOR PRESURGICAL PLANNING: WHAT THE SURGEON WANTS TO KNOW (AND TOUCH) <i>Beth Ripley, Sarah Bastawrous</i>
Workshop #3	MALIGNANCY IN PREGNANCY: COMMON CANCERS IN UNCOMMON CIRCUMSTANCES <i>Marcia Javitt, Priyanka Jha, Liina Poder</i>
Workshop #4	BRING OUT THE BUBBLY: PROBLEM SOLVING WITH CONTRAST ENHANCED ULTRASOUND <i>Melanie Caserta, Lauren Alexander</i>
Workshop #5	ACR THYROID IMAGING REPORTING & DATA SYSTEM (TIRADS) - WHAT THE RADIOLOGIST SHOULD KNOW <i>Shabnam Fidvi, Marjorie Stein</i>
Workshop #6	MID-CAREER MALAISE: HOW TO GET YOUR GROOVE BACK <i>Fiona Fennessy, Rama Ayyala</i>
Workshop #7	A TARE TIMELINE: REVIEW OF THE EXPECTED MRI FINDINGS AFTER LOCOREGIONAL 90Y RADIOEMBOLIZATION THERAPY <i>Joseph Grajo, Laura Magnelli</i>
Workshop #8	A MULTIDISCIPLINARY TEAM APPROACH TO PANCREATIC DUCTAL ADENOCARCINOMA (PDAC) DIAGNOSIS AND TREATMENT PLANNING USING STRUCTURED REPORTING <i>Abraham Bezuidenhout, Atif Zaheer</i>
Workshop #9	ACUTE APPENDICITIS: IMPACT OF IMAGING FINDINGS ON EVOLVING MANAGEMENT STRATEGIES <i>Kevin Kalisz, Erik Paulson</i>
Workshop #10	QUALITY INDICATORS FOR PROSTATE CANCER IMAGING SERVICES <i>Devaki Shilpa Surasi, Tharakeswara Bathala</i>
Workshop #11	CT UROGRAPHY WORKSHOP: PATHOLOGY AND PITFALLS <i>Robert Berkenblit, Luyao Shen</i>
8:10 AM - 8:20 AM	Break
8:10 AM - 9:40 AM	Scientific Session E <i>Sree Harsha Tirumani, Sohrab Afshari Mirak, Kirti Magudia, Mayur Virarkar</i>

Schedule subject to change.

 ABDOMINOPELVIC NEUROENDOCRINE NEOPLASMS	 CT COLONOGRAPHY	 LI-RADS
 ADVANCED RENAL MASS IMAGING	 DIFFUSE LIVER DISEASE	 PROSTATE MRI
 CROSS SECTIONAL INTERVENTIONAL RADIOLOGY	 DUAL ENERGY CT	 RECTAL CANCER MRI

 EARLY CAREER COMMITTEE

SAR 2022 ANNUAL MEETING

February 27 – March 4 • Fairmont Scottsdale Princess • Scottsdale, Arizona

Society of
Abdominal
Radiology™

All times listed in MT

THURSDAY, MARCH 3, 2022

8:20 AM - 8:50 AM	WORKSHOP SESSION IX
Workshop #1	CASTING A WIDE NET: MULTIMODALITY IMAGING REVIEW OF SMALL BOWEL NEUROENDOCRINE TUMORS AND THEIR METASTASES <i>Patrick Navin, Eric Ehman</i>
Workshop #2	RECURRENCE, METASTASIS, OR MIMIC? COMPLEX CASES IN PANCREATIC CANCER <i>Michael Rosenthal, Ravi Gottumukkala</i>
Workshop #3	IMAGING OF THE ENDOMETRIUM IN INFERTILITY, PREGNANCY, POST-PARTUM, AND CONTRACEPTION <i>Sarah Oh, Fernanda Mazzariol</i>
Workshop #4	MR LYMPHANGIOGRAPHY OF THE PERIPHERAL AND CENTRAL LYMPHATICS <i>Jeffrey Maki, Andreas Loening</i>
Workshop #5	JUST NECKIN' AROUND: THYROID AND NECK ULTRASOUND <i>Melvy Mathew, Carla Harmath, Nayana Patel</i>
Workshop #6	IMAGING OF SMALL BOWEL ISCHEMIA <i>John Thomas, Rupan Sanyal</i>
Workshop #7	CASES TO LEARN FROM: GI AND GU CASES WITH GREAT TEACHING POINTS <i>Erick Remer, Frank Miller</i>
Workshop #8	CYBERATTACK! HOW WE SURVIVED 8 DAYS WITHOUT PACS: LESSONS LEARNED <i>Martin Goodenberger, Neil Hansen</i>
Workshop #9	RADIOLOGIC IMAGING AND MANAGEMENT OF ABDOMINOPELVIC LATROGENIC INJURIES REVISITED <i>Jaime Tisnado, Marco Amendola</i>
Workshop #10	GOOD IDEAS BUBBLE TO THE TOP: EMERGING AND EXCITING APPLICATIONS OF CEUS <i>Lori Mankowski Gettle, David Fetzer</i>
Workshop #11	MRI ARTIFACTS AND TROUBLESHOOTING <i>Leo Tsai, Michael Ohliger</i>
8:50 AM - 9:00 AM	Break

Schedule subject to change.

-  ABDOMINOPELVIC NEUROENDOCRINE NEOPLASMS
-  CT COLONOGRAPHY
-  LI-RADS
-  ADVANCED RENAL MASS IMAGING
-  DIFFUSE LIVER DISEASE
-  PROSTATE MRI
-  CROSS SECTIONAL INTERVENTIONAL RADIOLOGY
-  DUAL ENERGY CT
-  RECTAL CANCER MRI

 EARLY CAREER COMMITTEE

SAR 2022 ANNUAL MEETING

February 27 – March 4 • Fairmont Scottsdale Princess • Scottsdale, Arizona

Society of
Abdominal
Radiology™

All times listed in MT

THURSDAY, MARCH 3, 2022

9:00 AM - 9:30 AM	WORKSHOP SESSION X
Workshop #1	HOW TO BENCHMARK YOUR PRACTICE AND IMPROVE READER CONFIDENCE IN CTC <i>Abraham Dachman, Courtney Moreno</i>
Workshop #2	ROLE OF FDG PET-CT IN PANCREATIC DUCTAL ADENOCARCINOMA <i>Raghu Vikram, Jaun Ibarra</i>
Workshop #3	ROLE OF US AND MRI IN EVALUATION OF PLACENTA ACCRETA SPECTRUM DISORDER: CAN WE PREDICT SEVERE ABNORMALLY INVASIVE PLACENTAS? <i>Manjiri Dighe, Inessa Goldman</i>
Workshop #4	TBA
Workshop #5	IMAGING FEATURES OF PHEOCHROMOCYTOMA <i>Mukesh Harisinghani, Ryan Chung</i>
Workshop #6	"THIS IS MRI CALLING, WHICH CONTRAST SHOULD I GIVE?": CONTRAST-ENHANCED LIVER MRI <i>Ashley Kalor, Christopher Buros</i>
Workshop #7	PANCREAS ADENOCARCINOMA: FROM STAGING TO SURVEILLANCE WITH A SURGEON'S PERSPECTIVE <i>Candice Bolan, John Stauffer</i>
Workshop #8	IMAGING POST-OPERATIVE IBD COMPLICATIONS AND THE ILEAL POUCH <i>Chenchan Huang, Mark Baker</i>
Workshop #9	WILD HORSES, ZEBRAS AND UNICORNS: 104 YEARS OF COMBINED EXPERIENCE <i>Francis Scholz, William Thompson</i>
Workshop #10	HOW TO EVALUATE AND MAKE PURCHASE DECISIONS FOR CLINICAL ARTIFICIAL INTELLIGENCE <i>John Mongan</i>
Workshop #11	RENAL TRANSPLANT FROM DONOR TO RECIPIENT <i>Jonathan Kirsch, Mark Lockhart</i>
9:30 AM - 9:40 AM	Break

Schedule subject to change.

- ABDOMINOPELVIC NEUROENDOCRINE NEOPLASMS
- ADVANCED RENAL MASS IMAGING
- CROSS SECTIONAL INTERVENTIONAL RADIOLOGY
- CT COLONOGRAPHY
- DIFFUSE LIVER DISEASE
- DUAL ENERGY CT
- LI-RADS
- PROSTATE MRI
- RECTAL CANCER MRI

 EARLY CAREER COMMITTEE

SAR 2022 ANNUAL MEETING

February 27 – March 4 • Fairmont Scottsdale Princess • Scottsdale, Arizona

Society of
Abdominal
Radiology™

All times listed in MT

THURSDAY, MARCH 3, 2022

9:40 AM - 10:10 AM		WORKSHOP SESSION XI
Workshop #1	IT'S NOT A TUMOR! BENIGN MIMICKERS OF MALIGNANCY IN THE ABDOMEN AND PELVIS ON PET/CT <i>Ryan Downey, Neil Hansen</i>	
Workshop #2	DUAL-ENERGY CT: EFFICIENT USE IN THE EMERGENCY DEPARTMENT <i>Brian Flemming, Mark Kovacs</i>	
Workshop #3	BIRDS, BEES, AND IUUS: AN EXPLORATION OF FERTILITY AND INFERTILITY THROUGH IMAGING <i>Viktoriya Paroder, Milana Flusberg</i>	
Workshop #4	CROSS SECTIONAL INTERVENTIONS – IMPROVING PATIENTS OUTCOMES WITH SAFE TECHNIQUES IN CHALLENGING CASES <i>Benjamin Wildman-Tobriner, Olga Brook</i>	
Workshop #5	WHAT'S THE BEST? COMPARISON OF RADIOLOGY, ENDOCRINOLOGY, AND SURGICAL SOCIETY GUIDELINES FOR MANAGEMENT OF INCIDENTAL ADRENAL NODULES <i>Daniel Glazer, William Mayo-Smith</i>	
Workshop #6	MRI OF TUMORS IN THE ANAL CANAL <i>Gaiane Rauch, Jennifer S. Golia Pernicka</i>	
Workshop #7	AMERICAN JOINT COMMITTEE ON CANCER (AJCC) 8TH EDITION STAGING OF BILE DUCT CANCER: WHAT SURGEONS REALLY WANT TO KNOW FROM THE RADIOLOGIST <i>Ayman Gaballah, Peter Liu</i>	
Workshop #8	LESSONS LEARNED FROM HEPATOBILIARY MULTIDISCIPLINARY CONFERENCE: BENIGN AND MALIGNANT LESIONS <i>Gregory Grimaldi, Katrina McGinty</i>	
Workshop #9	DIVERSITY, EQUITY, AND INCLUSION INITIATIVES: METRICS, BARRIERS, AND STRATEGIES <i>Peter Poullos, Carla Harmath, Alice Fung, Senta Berggruen</i>	
Workshop #10	OPTIMIZING CT COLONOGRAPHY TECHNIQUE <i>Matthew Barish, Mariya Kobi</i>	
Workshop #11	HIGHER ED EDUCATION: CHALLENGE GU CASES <i>Karen Lee, Paul Nikolaidis</i>	
10:10 AM - 10:20 AM	Break	

Schedule subject to change.

-  ABDOMINOPELVIC NEUROENDOCRINE NEOPLASMS
-  CT COLONOGRAPHY
-  LI-RADS
-  ADVANCED RENAL MASS IMAGING
-  DIFFUSE LIVER DISEASE
-  PROSTATE MRI
-  CROSS SECTIONAL INTERVENTIONAL RADIOLOGY
-  DUAL ENERGY CT
-  RECTAL CANCER MRI

 EARLY CAREER COMMITTEE




SAR 2022 ANNUAL MEETING

February 27 – March 4 • Fairmont Scottsdale Princess • Scottsdale, Arizona

Society of
Abdominal
Radiology™

All times listed in MT

THURSDAY, MARCH 3, 2022

10:20 AM - 10:50 AM		WORKSHOP SESSION XII
	Workshop #1	SORCERER AND THE APPRENTICE: TEACHING CSIR EFFECTIVELY <i>Dan Souza, Paul Shyn</i>
	Workshop #2	DUAL-ENERGY CT APPLICATIONS IN CROHN'S DISEASE <i>Michael Gee, Bari Dane</i>
	Workshop #3	MANAGEMENT OF ADNEXAL MASSES IN THE PREGNANT AND NON PREGNANT PATIENT <i>Annie Packard, Weining Ma</i>
	Workshop #4	HIGH RESOLUTION MRI CANCER OF THE PENIS AND URETHRA <i>Raghu Vikram</i>
	Workshop #5	ACR ULTRASOUND ACCREDITATION PROGRAM: TIPS FOR A SUCCESSFUL APPLICATION <i>Darcy Wolfman, Jamie Marko</i>
	Workshop #6	REMOTE HOME-BASED ABDOMINAL IMAGING SERVICE: CHALLENGES, OPPORTUNITIES AND LESSONS LEARNED FOLLOWING THE PANDEMIC <i>Pablo Ros, Matthew Barish</i>
	Workshop #7	CHOOSING THE RIGHT SEQUENCES AND SEQUENCE PARAMETERS FOR OPTIMIZED RECTAL CANCER MRI <i>Tyler Fraum, Mukesh Harisinghani</i>
	Workshop #8	PEER LEARNING: CHALLENGING DIAGNOSTIC AND INTERVENTIONAL ABDOMINOPELVIC CASES FROM THE MAYO CLINIC AND UNIVERSITY OF OTTAWA <i>Rebecca Hibbert, Jeff Fidler</i>
	Workshop #9	SO YOU WANT TO BE A CHIEF? STRATEGIES FOR SUCCESS <i>Jonathan Kruskal, Rajan Gupta, Cynhia Santillan</i>
	Workshop #10	CT COLONOGRAPHY REPORTING AND DATA SYSTEM (C-RADS) 2.0: AN UPDATE <i>Kevin Chang, Judy Yee</i>
	Workshop #11	BEHIND THE CURTAIN: COMMON AND UNCOMMON RETROPERITONEAL MASSES <i>Vinay Prabhu, Chad Miller</i>
10:50 AM - 11:20 AM		Break

Schedule subject to change.

-  ABDOMINOPELVIC NEUROENDOCRINE NEOPLASMS
-  CT COLONOGRAPHY
-  LI-RADS
-  ADVANCED RENAL MASS IMAGING
-  DIFFUSE LIVER DISEASE
-  PROSTATE MRI
-  CROSS SECTIONAL INTERVENTIONAL RADIOLOGY
-  DUAL ENERGY CT
-  RECTAL CANCER MRI

 EARLY CAREER COMMITTEE


SAR 2022 ANNUAL MEETING

February 27 – March 4 • Fairmont Scottsdale Princess • Scottsdale, Arizona







Society of
Abdominal
Radiology™

All times listed in MT

THURSDAY, MARCH 3, 2022

11:20 AM - 11:50 AM		WORKSHOP SESSION XIII
Workshop #1	LITTLE BITS, BIG PROBLEMS <i>Elainea Smith, Kristin Porter</i>	
Workshop #2	BARIATRIC SURGERY: ANATOMY, TECHNIQUE, EXPECTED POSTOPERATIVE CHANGES, AND COMPLICATIONS <i>Abhiman Cheeyandira, Aparna Babu</i>	
Workshop #3	ADVANCED DIAGNOSTIC IMAGING OF THE GENITALIA: BENIGN, MALIGNANT, AND POST-OPERATIVE <i>Jessica Fried, Caitlin Hackett, Lisa Wang</i>	
Workshop #4	ESTABLISHING AND RUNNING A MR-US PROSTATE FUSION BIOPSY PROGRAM - AT THE CROSSROADS OF EDUCATION, CLINICAL SERVICE, QUALITY REPORTING AND PHYSICIAN FEEDBACK <i>Nabeel Sarwani, Jacob Gardner</i>	
Workshop #5	BIG DATA AND BIG CASES: A PEER LEARNING ADVENTURE <i>Matthew Davenport, Joel Platt</i>	
Workshop #6	RADIOLOGISTS' IMPORTANT ROLE IN HEPATOPANCREATICOBILIARY (HPB) TRIAGE CONFERENCE, WITH INTERESTING CASE REVIEW <i>Katie Gardner, Steven Eberhardt</i>	
Workshop #7	DUAL ENERGY CT CRACKS THE CASE: ACUTE SETTING <i>Jen Uyeda, Lakshmi Ananthkrishnan, Bari Dane</i>	
 Workshop #8	HOW TO IMPROVE GROUP WELLNESS IN A RADIOLOGY PRACTICE: PROCESS AND EXAMPLES <i>Michael Choe, Jeanne Horowitz</i>	
Workshop #9	HIGH STAKES IMAGING: RESPONSE AND RESECTABILITY OF COLORECTAL LIVER METASTASES <i>Hyunseon Christine Kang, Veronica Cox</i>	
Workshop #10	TBA	
Workshop #11	MALPLACED IUD AND MULLERIAN DUCT ANOMALIES: WHAT THE GYNECOLOGIST WANTS TO KNOW <i>Bruce Cohen, Sameer Sandhu</i>	
11:50 AM - 12:00 PM	Break	

Schedule subject to change.

-  ABDOMINOPELVIC NEUROENDOCRINE NEOPLASMS
-  CT COLONOGRAPHY
-  LI-RADS
-  ADVANCED RENAL MASS IMAGING
-  DIFFUSE LIVER DISEASE
-  PROSTATE MRI
-  CROSS SECTIONAL INTERVENTIONAL RADIOLOGY
-  DUAL ENERGY CT
-  RECTAL CANCER MRI

 EARLY CAREER COMMITTEE

SAR 2022 ANNUAL MEETING

February 27 – March 4 • Fairmont Scottsdale Princess • Scottsdale, Arizona

Society of
Abdominal
Radiology™

All times listed in MT

THURSDAY, MARCH 3, 2022

12:00 PM - 12:30 PM		WORKSHOP SESSION XIV
Workshop #1	TBD	
Workshop #2	CONQUERING THE SUPERIOR MESENTERIC ARTERY AND VEIN <i>Amita Kamath, Barak Friedman</i>	
Workshop #3	DECIDUALIZATION OF ADENOMYOSIS AND ENDOMETRIOSIS IN PREGNANCY: PEARLS AND PITFALLS <i>Preethi Raghu, Kyle Jensen</i>	
Workshop #4	GI BLEEDING AT CTA AND CTE: CASE BASED REVIEW OF IMAGING TECHNIQUE, INTERPRETATION AND REPORTING <i>Farnoosh Sokhandon, David Grand</i>	
Workshop #5	TBD	
Workshop #6	LIVER FIBROSIS: WHAT A RADIOLOGIST SHOULD KNOW <i>Anthony Samir, Anil Chauhan</i>	
Workshop #7	DUAL ENERGY CT CRACKS THE CASE: ONCOLOGY <i>Avinash Kambadakone, Roshan Modi, Achille Mileto</i>	
Workshop #8	WORDS MATTER: TIPS FOR EFFECTIVE AND INCLUSIVE LANGUAGE IN MEDICAL WRITING AND RADIOLOGY REPORTING <i>Hailey Choi, Andrew Rosenkrantz, Mark Lockhart</i>	
Workshop #9	GENITOURINARY TRAUMA--KIDNEY & BLADDER INJURIES AND BEYOND <i>Benjamin Triche, Gabriela Gayer, Jason Pietryga</i>	
Workshop #10	BASELINE STAGING OF RECTAL CANCER: WHAT CLINICIANS NEED TO KNOW <i>David Bates, Sonia Lee</i>	
Workshop #11	M&M CONFERENCE IN CROSS-SECTIONAL ABDOMINAL INTERVENTIONS <i>Samuel Galgano, Virginia Planz</i>	
12:30 PM - 12:40 PM	Break	

Schedule subject to change.

- ABDOMINOPELVIC NEUROENDOCRINE NEOPLASMS
- CT COLONOGRAPHY
- LI-RADS
- ADVANCED RENAL MASS IMAGING
- DIFFUSE LIVER DISEASE
- PROSTATE MRI
- CROSS SECTIONAL INTERVENTIONAL RADIOLOGY
- DUAL ENERGY CT
- RECTAL CANCER MRI

EARLY CAREER COMMITTEE


SAR 2022 ANNUAL MEETING

February 27 – March 4 • Fairmont Scottsdale Princess • Scottsdale, Arizona


Society of
Abdominal
Radiology™

All times listed in MT

THURSDAY, MARCH 3, 2022

12:40 PM - 1:10 PM		WORKSHOP SESSION XV
Workshop #1	TUMMY TROUBLES: ENTITIES OF THE STOMACH ON CROSS-SECTIONAL IMAGING <i>Carla Harmath, Melvy Mathew</i>	
Workshop #2	CLINICAL AND IMAGING BIOMARKERS IN THE EARLY DIAGNOSIS OF PANCREATIC DUCTAL ADENOCARCINOMA (PDAC) AND LESSONS LEARNED FROM MULTIDISCIPLINARY CONFERENCES <i>Abrahan Bezuidenhout, Bradford Hastings</i>	
Workshop #3	CLINICAL USE OF CONTRAST-ENHANCED ULTRASOUND FOR RENAL MASSES FROM DIAGNOSIS TO INTERVENTION <i>Nanda Thimmappa, Helena Gabriel</i>	
Workshop #4	ABDOMINAL AORTIC REPAIR: WHAT THE RADIOLOGISTS NEEDS TO KNOW <i>Masoud Shieh morteza</i>	
Workshop #5	RAPID MRI TECHNIQUES AND OPTIMIZING DWI <i>Avneesh Gupta, Michael Hahn, Rebecca Rakow-Penner</i>	
Workshop #6	DATA DRIVEN LEADERSHIP: HOW TO MAKE BIG DATA AND DASHBOARDS WORK FOR YOU <i>Hersh Chandarana, Bijan Bijan</i>	
Workshop #7	ULTRASOUND MEASUREMENT OF LIVER FAT: PAST, PRESENT AND FUTURE <i>Andrew Trout, Jonathan Dillman</i>	
 Workshop #8	ABDOMINAL RADIOLOGIST WELLNESS: BEYOND MEDITATION CLASSES <i>Terry Desser, Luke Yoon</i>	
Workshop #9	ADRENAL IMAGING UPDATE: NEW PEARLS FROM THE RECENT LITERATURE <i>Lisa Ho, Myles Taffel, Erick Remer</i>	
Workshop #10	CASE-BASED RECTAL CANCER STAGING AND RESTAGING <i>Elena Korngold, Michael Magnetta</i>	
Workshop #11	FALLOPIAN TUBE PATHOLOGY AND MR IMAGING OF ECTOPIC AND MOLAR PREGNANCY <i>Margarita Revzin</i>	
2:00 PM - 6:00 PM	DIFFUSE LIVER DISEASE: PRACTICAL QUANTITATIVE MRI AND US FOR DAILY PRACTICE HANDS-ON COURSE <i>Takeshi Yokoo</i>	
2:00 PM - 5:00 PM	RECTAL CANCER MRI <i>Marc Gollub, Mukesh Harisinghani, Iva Petkovska, Harmeet Kaur</i>	
5:00 PM - 7:00 PM	Awards Ceremony & Reception	

Schedule subject to change.

-  ABDOMINOPELVIC NEUROENDOCRINE NEOPLASMS
-  CT COLONOGRAPHY
-  LI-RADS
-  ADVANCED RENAL MASS IMAGING
-  DIFFUSE LIVER DISEASE
-  PROSTATE MRI
-  CROSS SECTIONAL INTERVENTIONAL RADIOLOGY
-  DUAL ENERGY CT
-  RECTAL CANCER MRI

 EARLY CAREER COMMITTEE

SAR 2022 ANNUAL MEETING

February 27 – March 4 • Fairmont Scottsdale Princess • Scottsdale, Arizona

Society of
Abdominal
Radiology™

All times listed in MT

FRIDAY, MARCH 4, 2022

7:00 AM - 8:30 AM

PLENARY SESSION IX: FLUOROSCOPY - THE GRADUATE COURSE

Moderators: *Laura Carucci, Francis Scholz*

7:00 AM	MBS, BEYOND ASPIRATION, PART I: FINDINGS IN NEUROLOGIC DISEASE <i>David DiSantis</i>
7:10 AM	MBS, BEYOND ASPIRATION, PART II: FINDINGS AFTER CANCER TREATMENT <i>Jessica Zarzour</i>
7:20 AM	MBS, BEYOND ASPIRATION, PART III: OUR SLP PARTNERS <i>Bonnie Martin-Harris</i>
7:35 AM	J-POUCH: CROHN'S DISEASE OF THE POUCH AND LEAKS FREQUENTLY MISSED <i>Chenchan Huang</i>
7:45 AM	ADVANCED ENDOSCOPIC PROCEDURES: WHAT THE RADIOLOGIST NEEDS TO KNOW <i>Preethi Guniganti</i>
7:55 AM	VOIDING CYSTOURETHROGRAM AND RUGS <i>Jonathan Revels</i>
8:05 AM	HYSTEOSALPINGOGRAM BEYOND PERITONEAL SPILL <i>Krupa Patel-Lippman</i>
8:15 AM	Q&A

8:30 AM - 10:00 AM

PLENARY SESSION X: MAKING THE LEAP, CAREER TRANSITIONS, I

Moderators: *Kirti Magudia, Erik Paulson*

8:30 AM	NEW ACADEMIC FACULTY <i>Jessica Fried</i>
8:40 AM	FINDING YOUR NICHE IN MID-CAREER <i>Cynthia Santillan</i>
8:50 AM	OPPORTUNITIES IN ADVOCACY AND GOVERNMENT RELATIONS <i>Judy Yee</i>
9:00 AM	NEW TRICKS FOR OLD PROFESSORS: LATE CAREER ENGAGEMENT STRATEGIES <i>John Leyendecker</i>
9:10 AM	RETIREMENT AND BEYOND <i>Parvati Ramchandani</i>
9:20 AM	GENERATIONAL DIFFERENCES: OLD AND NEW POWER <i>Dennis Balfe</i>
9:30 AM	TRANSITION BETWEEN PRIVATE AND ACADEMIC PRACTICES <i>Maryellen Sun</i>
9:40 AM	SLOWING THE JOURNEY (OR FALLING OFF THE PATH) <i>Donald Mitchell</i>
9:50 AM	PARENTHOOD AND CAREER? <i>Sherry Wang</i>
10:00 AM - 10:30 AM	Break




10:30 AM - 11:15 AM

PLENARY SESSION XI: BENIGN BILIARY PATHOLOGIES

Moderators: *Ann Fulcher, Neeraj Lalwani*

10:30 AM	DIAGNOSTIC CRITERIA AND SEVERITY ASSESSMENT OF ACUTE CHOLECYSTITIS: TOKYO GUIDELINES AND SURGEON'S PERSPECTIVE <i>William Thompson</i>
10:40 AM	USE OF DUAL ENERGY CT IN BILIARY COLIC <i>David Childs</i>
10:50 AM	BENIGN CAUSES OF BILIARY OBSTRUCTION <i>Matthew Morgan</i>
11:00 AM	MRCP: PEARLS, PITFALLS AND CHALLENGES <i>Ann Fulcher</i>
11:10 AM	Q&A

Schedule subject to change.

 ABDOMINOPELVIC NEUROENDOCRINE NEOPLASMS	 CT COLONOGRAPHY	 LI-RADS
 ADVANCED RENAL MASS IMAGING	 DIFFUSE LIVER DISEASE	 PROSTATE MRI
 CROSS SECTIONAL INTERVENTIONAL RADIOLOGY	 DUAL ENERGY CT	 RECTAL CANCER MRI

 EARLY CAREER COMMITTEE

SAR 2022 ANNUAL MEETING

February 27 – March 4 • Fairmont Scottsdale Princess • Scottsdale, Arizona

Society of
Abdominal
Radiology™

All times listed in MT

FRIDAY, MARCH 4, 2022

11:15 AM - 12:15 PM

PLENARY SESSION XII: MULTIMODALITY MANIFESTATIONS OF INFECTION: THE ROUTINE, WEIRD, AND WACKY

Moderators: Vikram Dogra, Roopa Ram

11:15 AM	LIVER AND BILIARY <i>Victoria Chernyak</i>
11:25 AM	URINARY <i>Daniel Margolis</i>
11:35 AM	RETROPERITONEUM <i>Khaled Elsayes</i>
11:45 AM	SMALL BOWEL <i>Cooky Menias</i>
11:55 AM	COLORECTAL <i>Mukesh Harisinghani</i>
12:05 PM	REPRODUCTIVE TRACT <i>Margarita Revzin</i>

12:15 PM - 1:15 PM

PLENARY SESSION XIII: TRANSPLANT MADE SIMPLE

Moderator: Mustafa Bashir

12:15 PM	VASCULAR COMPLICATIONS <i>David Fetzer</i>
12:25 PM	RENAL TRANSPLANT COMPLICATIONS <i>Matthew Heller</i>
12:35 PM	MALIGNANCY POST-TRANSPLANT <i>Erin Cooke</i>
12:45 PM	HEALTH CARE DISPARITIES AND ACCESS TO ORGANS <i>Russel Rosenblatt</i>
12:55 PM	LIVER TRANSPLANT COMPLICATIONS <i>Anil Dasyam, MD</i>
1:05 PM	Q&A

Schedule subject to change.

-  ABDOMINOPELVIC NEUROENDOCRINE NEOPLASMS
-  CT COLONOGRAPHY
-  LI-RADS
-  ADVANCED RENAL MASS IMAGING
-  DIFFUSE LIVER DISEASE
-  PROSTATE MRI
-  CROSS SECTIONAL INTERVENTIONAL RADIOLOGY
-  DUAL ENERGY CT
-  RECTAL CANCER MRI

 EARLY CAREER COMMITTEE

SAR 2022 ANNUAL MEETING

February 27 – March 4 • Fairmont Scottsdale Princess • Scottsdale, Arizona

All times listed in MT

ON DEMAND WORKSHOPS

IMAGING OF PANCREATIC TRANSPLANT COMPLICATIONS

Francesco Alessandrino, Patricia Castillo

LIVER IMAGING IN CASES OF NEUROENDOCRINE NEOPLASMS: 2022 UPDATES WITH IMAGING BASED THERAPEUTIC ADVANCES

Ajaykumar Morani, Sunil Jeph

PANCREATIC CANCER IN 2022: IMAGING, TREATMENT RESPONSE, EFFICIENT REPORTING

Vincenzo Wong, Eric Tamm

IMAGING THE GALLBLADDER: WHAT'S NEW IN 2022?

William Thompson, Rachel Runde

IMAGING CHALLENGES OF ESOPHAGECTOMY COMPLICATIONS: A PRIMER FOR ABDOMINAL RADIOLOGISTS

Lindsay Duy, Janardha Ponnatapura

DIAGNOSING PANCREAS CANCER IN CHALLENGING SCENARIOS

Joyce Mhlanga, Young Kim

ACUTE ABDOMEN IN PREGNANCY: ON A SCALE FROM 1 TO 10, HOW SERIOUS IS IT?

Amita Kamath, Sherelle Laifer-Narin

POST-SURGICAL IMAGING FINDINGS: PEARLS AND PITFALLS

Benjamin Yeh, Zhen Wang

PERITONEAL AND RETROPERITONEAL MASSES – DON'T HEDGE YOUR BETS!

Devaraju Kanmaniraja, Mariya Kobi

TIPS AND TRICKS FOR OPTIMIZING CONTRAST ENHANCED ULTRASOUND STUDIES AND AVOIDING POTENTIAL PITFALLS

Nanda Thimmappa, Michael Aro

ADVANCED ENDOSCOPIC ULTRASOUND INTERVENTIONS: PEARLS AND PITFALLS FOR THE RADIOLOGIST!

Alison Harris, Emily Pang

GOING THE EXTRA BILE! ADVANCES IN DECT AND MRI IMAGING OF THE HOT GALLBLADDER AND BILIARY TREE IN THE ACUTE SETTING!

Alison Harris, Emily Pang

DUAL-ENERGY CT: GASTROINTESTINAL IMAGING

Mark Kovacs, Andrew Hardie

NATURAL ORIFICE TRANSLUMINAL ENDOSCOPIC SURGERY (NOTES) – THE RADIOLOGIST PERSPECTIVE

Devaraju Kanmaniraja, Chandana Lall

MULTIMODALITY IMAGING OF COLONIC VOLVULUS

Jeremy Wortman, Francis Scholz

ACUTE MESENTERIC ISCHEMIA: 2022 UPDATE

Iain Kirkpatrick, Lawrence Chow, Zahra Kassam

PANCREATIC CYSTIC LESIONS: THE GOOD, THE BAD, AND THE BIOPSIED

Mahan Mathur

NEW FRONTIERS IN IMAGING INCLUDING RADIOMICS UPDATES FOR PANCREATIC NEUROENDOCRINE NEOPLASMS (NENS): 2022 UPDATES

Ajaykumar Morani, Priya Bhosale

RECENT UPADTE TO CLASSIFICATION OF PANCREATIC NEUROENDOCRINE NEOPLASMS

Lokesh Khanna, Venkata Katabathina

SAR 2022 ANNUAL MEETING

February 27 – March 4 • Fairmont Scottsdale Princess • Scottsdale, Arizona

All times listed in MT

MULTIVISCERAL TRANSPLANT: WHAT IS IT? WHAT DO I NEED TO KNOW ABOUT IT? <i>Patricia Balcacer, Eduardo Scortegagna</i>
RECTAL MRI POST NEOADJUVANT THERAPY: WHEN WE ARE WRONG <i>Ekta Maheshwari, Ka-Kei Ngan</i>
BOTTOMS UP - TIPS AND TRICKS FOR DIAGNOSIS OF UNUSUAL RECTAL LESIONS AT TUMOR BOARD <i>Zahra Kassam, Chandana Lall</i>
LIVER DOPPLER: TIPS FOR EVALUATING TIPS <i>Maitray Patel</i>
LIVER, BILE DUCTS AND GALLBLADDER: 10 CASES AND DIFFERENTIAL DIAGNOSES (INTERACTIVE APPROACH) <i>Neeraj Lalwani, Rafel Tappouni</i>
THE MODIFIED BARIUM SWALLOW EXAMINATION, MORE THAN JUST ASPIRATION <i>Jessica Zarzour, Bonnie Martin-Harris</i>
BOWEL ULTRASOUND: HOW TO GET STARTED! <i>Jonathan Dillman, Sudha Anupindi</i>
WHAT ARE THE CURRENT TREATMENT ENDPOINTS IN CROHN'S DISEASE – ENDOSCOPIC, BIOMARKER AND RADIOLOGICAL <i>Parakkal Deepak, Jordi Rimola</i>
PELVIC ULTRASOUND EMERGENCIES AFTER HOURS - WHAT NOT TO MISS AND HOW TO STAY OUT OF COURT <i>Ulrike Hamper</i>
INTERPRETIVE PROBLEMS WITH CONTRAST AGENTS AT CT AND HOW TO MITIGATE THEM <i>Benjamin Yeh</i>
RADIOTHERAPY INDUCED MALIGNANCIES (RTIM) <i>Lokesh Khanna, Venkata Katabathina</i>
WHY CAN'T I REMEMBER THESE? - A REVIEW OF CYSTIC PANCREATIC LESIONS <i>Benjamin Mervak, Lauren Burke</i>
NOT YOUR EVERYDAY CHOLECYSTITIS: UNUSUAL GALLBLADDER AND GALLSTONE-RELATED EMERGENCIES <i>Robert Dym, Humaira Chaudhry</i>
MRI OF APPENDICITIS: 2022 UPDATE <i>Larry Kramer</i>
IMAGING TREATMENT RESPONSE: IMMUNOTHERAPY AND BEYOND <i>Vahid Yaghmai</i>
UPDATE ON IMAGING OF BARIATRIC SURGERY <i>Ellen Wolf</i>
PRIMER OF CARDIAC IMAGING FOR THE ABDOMINAL RADIOLOGIST <i>Yasmeen Tandon</i>
APPROPRIATE IMAGING OF THE PREGNANT PATIENT: RISKS OF CT AND MRI IN THE NON-TRAUMA SETTING <i>Preethi Raghu, Shital Gandhi</i>
MAKING LEMONS FROM LEMONADE: GOING BACK TO BASICS <i>Tara Catanzano, Devrim Ersahin</i>
ASIAN RADIOLOGISTS: ARE WE STILL A MINORITY? <i>Richard Do, Sherry Wang, Alice Fung</i>
MEDICAL LEGAL CONSULTING - WHY, WHAT AND HOW? <i>Puneet Bhargava, Douglas Katz</i>

SAR 2022 ANNUAL MEETING

February 27 – March 4 • Fairmont Scottsdale Princess • Scottsdale, Arizona

All times listed in MT

<p>WHEN OUR WORLDS COLLIDE: COLLABORATION OF PRIVATE PRACTICE AND ACADEMIC PEER LEARNING STRATEGIES <i>Joanie Garratt, Paul Hill</i></p>
<p>CT PROTOCOL STANDARDIZATION AND OPTIMIZATION <i>Meghan Lubner</i></p>
<p>DOES YOUR INTERFACE SPARK JOY? WORK SMARTER... NOT HARDER <i>Benjamin Mervak, Jessica Fried, Eric Pepin</i></p>
<p>CONTRAST CONTROVERSIES AND CONFUSION: AN ENHANCED 2022 UPDATE <i>Robert Dym, Mariya Kobi</i></p>
<p>TALENT DEVELOPMENT STRATEGIES FOR ACADEMIC MEDICAL CENTERS: TESTING IS FOR IQ, RECRUITING IS FOR EQ <i>Mariam Moshiri, Tara Catanzano</i></p>
<p>DIVE INTO DEEP INFILTRATING ENDOMETRIOSIS <i>Kelly Cox, Sadhna Nandwana</i></p>
<p>PELVIC MRI FOR ENDOMETRIOSIS FROM SCAN OPTIMIZATION TO INTERPRETATION TO REPORTING <i>Angela Tong, Michelle Sakala</i></p>
<p>RENAL MALIGNANCIES: A REVIEW OF COMMON AND RARE ENTITIES <i>Naiim Ali, Ashkan Malayeri</i></p>
<p>IMAGING OF INFERTILITY: PERSPECTIVES FROM REPRODUCTIVE ENDOCRINOLOGY <i>Akshya Gupta, Snigdha Alur-Gupta</i></p>
<p>EVALUATION OF RECURRENT PROSTATE CANCER WITH MRI AND PET-CT: HOW TO BEST UTILIZE EACH MODALITY FOR OPTIMAL DETECTION <i>Melina Pectasides, Hardik Shah</i></p>
<p>IMAGING CHARACTERISTICS OF PATHOLOGICAL LESIONS OF THE TESTICLE, EPIDIDYMIS AND SURROUNDING SOFT TISSUES <i>Manohar Roda, Pardeep Mittal</i></p>
<p>IMAGING OF PENILE PROSTHESIS: A PRIMER FOR BEGINNERS <i>Subramaniam Ramanathan</i></p>
<p>PROSTATE CANCER PATTERN OF SPREAD IN BIOCHEMICAL RECURRENCE AND PRIMARY STAGING THROUGH PSMA-PET <i>Felipe Barbosa, Marcelo Queiroz</i></p>
<p>MULTIMODALITY IMAGING OF CESAREAN SECTION COMPLICATIONS <i>Kyuran Choe, Juliana Tobler</i></p>
<p>ESRD: EVOLVING GUIDELINES, SONOGRAPHIC PROBLEM SOLVING, AND IMAGING OF THE PATIENT WITH RENAL DISEASE IN 2022 <i>Mary Clingan, Melanie Caserta</i></p>
<p>HEREDITARY GYNECOLOGICAL TUMOR SYNDROMES: 2022 IMAGING UPDATE <i>Srinivasa Prasad</i></p>
<p>PROSTATE BIOPSIES: HOW TO ESTABLISH A SUCCESSFUL PROSTATE MRI PROGRAM IN COLLABORATION WITH UROLOGY AND PATHOLOGY <i>Melina Pectasides, Ayushi Gupta, Sree Harsha Tirumani</i></p>
<p>MUSCULOSKELETAL INCIDENTALOMAS ON ABDOMINAL IMAGING <i>Natasha Wehrli, Christine Chen</i></p>
<p>ABDOMINOPELVIC ONCOLOGIC EMERGENCIES: WHAT YOUR ONCOLOGISTS OR ONCOLOGIC SURGEONS NEED TO KNOW <i>Carolyn Wang, Bahar Mansoori</i></p>

SAR 2022 ANNUAL MEETING

February 27 – March 4 • Fairmont Scottsdale Princess • Scottsdale, Arizona

All times listed in MT

<p>WHAT LURKS OUTSIDE THE ABDOMEN? - A PRACTICAL GUIDE FOR ABDOMINAL RADIOLOGISTS Ciara O'Brien, Hannah Fleming, Daniella Asch</p>
<p>PARATHYROID IMAGING - SONOGRAPHY, SESTAMIBI AND 4DCT Daniel Oppenheimer</p>
<p>A PRACTICAL APPROACH TO CLINICAL PET/MRI Ali Pirasteh</p>
<p>FLUOROSCOPY PERSPECTIVES: PROBLEM SOLVING AND THINGS NOT TO MISS Jeffrey Neitlich</p>
<p>PANCREATIC CONUNDRUMS: PDAC MIMICS AND GREAT CASES FROM CLINIC Linda Chu, Edwina Chang, Helen Cheung</p>
<p>LIVER TRANSPLANT IMAGING: IMPACTING PATIENT CARE Mahan Mathur</p>
<p>IMAGING OF PDAC AND RECURRENCE Spencer Behr, Linda Chu</p>
<p>I'M SORRY YOU FEEL THAT WAY: A STEP-BY-STEP APPROACH TO ULTRASOUND EVALUATION OF PALPABLE LESIONS Deborah Baumgarten, Madhura Desai</p>
<p>LYMPHOMA IN THE ABDOMEN AND PELVIS: WHAT THE ONCOLOGIST WANTS TO KNOW Naiim Ali, Shazia Nakhoda</p>
<p>THERAPEUTIC ULTRASOUND APPLICATIONS IN THE ABDOMEN OR PELVIS Sandeep Arora</p>
<p>INVASIVE BREAST CANCER – BEYOND THE BREAST – PATTERNS OF INTRA-ABDOMINAL SPREAD ACCORDING TO CANCER SUBTYPES AND INTERPRETATION PITFALLS Ciara O'Brien, Hannah Fleming</p>