

# SCHEDULE AT A GLANCE

**SAR**

Society of  
Abdominal  
Radiology™

# SAR 2022 ANNUAL MEETING

February 27 – March 4 • Fairmont Scottsdale Princess • Scottsdale, Arizona

All times listed in MST

## SUNDAY, FEBRUARY 27, 2022

7:00 AM - 9:00 AM	Scientific Session A
7:00 AM - 9:00 AM	Scientific Session B
9:00 AM - 9:30 AM	Break
9:30 AM - 11:00 AM	Scientific Session C
11:00 AM - 11:15 AM	Break
11:15 AM - 1:15 PM	Scientific Session D
1:15 PM - 1:30 PM	SAR Business Meeting
4:00 PM - 5:00 PM	DFP Town Hall
4:00 PM - 4:30 PM	<b>HANDS-ON COURSE</b> CTC FOCUSED LECTURE: HOW TO PREPARE AND SCAN <i>David Kim, Judy Yee</i>
4:30 PM - 5:00 PM	<b>HANDS-ON COURSE</b> CTC FOCUSED LECTURE: TIME-EFFICIENT INTERPRETATION <i>Judy Yee</i>

## MONDAY, FEBRUARY 28, 2022

<b>7:00 AM - 8:00 AM</b> <b>PLENARY SESSION I: NEW PARADIGM FOR THE PRACTICE OF RADIOLOGY</b> <i>Moderators: Matthew Davenport, Chandana Lall</i>	
7:00 AM	SYSTEMS IMPROVEMENT: PATIENT-CENTRIC WORKFLOW <i>Vikas Gulani</i>
7:10 AM	NEXT GENERATION OF EXAM ORDERING <i>Pari Pandharipande</i>
7:20 AM	PRACTICE EFFICIENCIES OF REPORTING <i>Olga Brook</i>
7:30 AM	MEDICOLEGAL CONSIDERATIONS OF NEW PARADIGM <i>Aparna Srinivasa Babu</i>
7:40 AM	HOW DO WE CHANGE OUR PRACTICES FOR THIS NEW PARADIGM? <i>Ania Kielar</i>
7:50 AM	Q&A
<b>8:00 AM - 9:00 AM</b> <b>PLENARY SESSION II: NASH: RISE TO THE CHALLENGE</b> <i>Moderators: Jeanne Horowitz, Benjamin Yeh</i>	
8:00 AM	CLINICAL OVERVIEW OF NASH <i>Bashar Aqel</i>
8:12 AM	CHALLENGES AND ADVANCES IN US IMAGING OF STEATOHEPATITIS <i>Richard Barr</i>
8:22 AM	MULTIPARAMETRIC CT APPROACH TO NAFLD AND NASH <i>Meghan Lubner</i>
8:32 AM	MR IMAGING OF NASH <i>Kathryn Fowler</i>
8:42 AM	EMERGING TECHNIQUES IN NASH <i>Scott Reeder</i>
8:52 AM	Q&A

Schedule subject to change.

 ABDOMINOPELVIC NEUROENDOCRINE NEOPLASMS

 ADVANCED RENAL MASS IMAGING

 CSIR

 CT COLONOGRAPHY

 DIFFUSE LIVER DISEASE

 DUAL ENERGY CT

 LI-RADS

 PROSTATE MRI

 RECTAL CANCER MRI

# SAR 2022 ANNUAL MEETING

February 27 – March 4 • Fairmont Scottsdale Princess • Scottsdale, Arizona

All times listed in MST

MONDAY, FEBRUARY 28, 2022	
9:00 AM	Presidential Welcome
9:05 AM	<b>CANNON LECTURE INTRODUCTION</b>
9:10 AM	<b>CANNON LECTURE</b> <i>Claude Sirlin</i>
9:35 AM - 9:40 PM	Break
<b>10:00 AM - 11:30 AM</b> <b>PLENARY SESSION III: DIVERSITY, EQUITY, AND INCLUSION IN RADIOLOGY: A WAY FORWARD</b> <i>Moderators: Cynthia Santillan, Kerry Thomas</i>	
10:00 AM	SAR RESOURCES FOR DIVERSITY AND INCLUSION <i>Elizabeth Sadowski, Parvati Ramchandani</i>
10:05 AM	WHERE ARE WE NOW AND WHERE ARE WE GOING IN RADIOLOGY <i>Priyanka Jha</i>
10:15 AM	EXPANDING THE DEFINITION OF DIVERSITY: STRATEGIES FOR CREATIVE INCLUSION <i>Peter Poulos</i>
10:30 AM	BIAS AND UNINTENTIONAL MICROAGGRESSION: HOW TO BE AN UPSTANDER <i>Kristin Porter</i>
10:45 AM	HEALTH EQUITY BEYOND THE READING ROOM <i>Cecelia Brewington</i>
11:00 AM	LEADERS: HOW TO BUILD A DIVERSE DEPARTMENT <i>Cheri Canon</i>
11:15 AM	Q&A
11:30 AM	<b>NEW HORIZON LECTURE INTRODUCTION</b>
11:35 AM	<b>NEW HORIZON LECTURE</b> <i>Arun Krishnaraj</i>
<b>12:00 PM - 1:00 PM</b> <b>PLENARY SESSION IV: EARLY DETECTION OF CANCER: SCREENING AND SURVEILLANCE</b> <i>Moderators: Thomas Hope, Courtney Moreno</i>	
12:00 PM	PROSTATE CANCER <i>Ismail Turkbey</i>
12:10 PM	LIVER CANCER <i>Shuchi Rodgers</i>
12:20 PM	COLON CANCER <i>Kevin Chang</i>
12:30 PM	PANCREATIC CANCER <i>Ajit Goenka</i>
12:40 PM	OVARIAN CANCER <i>Elizabeth Sadowski</i>
12:50 PM	Q&A
2:00 PM - 5:00 PM	<b>HANDS-ON WORKSTATION TRAINING I</b> <b>VIRTUAL COLONOSCOPY</b> <i>Matthew Barish, Abraham Dachman, Courtney Moreno, Judy Yee</i>
2:00 PM - 5:00 PM	<b>HANDS-ON COURSE</b> <b>PROSTATE MRI</b> <i>Sandeep Arora, Tharakeswara Bathala, Leonardo Bittencourt, Silvia Chang, Fiona Fennessy, Michael Hahn, Lori Mankowski Gettle, Antonio Wesphalen</i>

Schedule subject to change.

- ABDOMINOPELVIC NEUROENDOCRINE NEOPLASMS
- CT COLONOGRAPHY
- LI-RADS
- ADVANCED RENAL MASS IMAGING
- DIFFUSE LIVER DISEASE
- PROSTATE MRI
- CSIR
- DUAL ENERGY CT
- RECTAL CANCER MRI

# SAR 2022 ANNUAL MEETING

February 27 – March 4 • Fairmont Scottsdale Princess • Scottsdale, Arizona




Society of  
Abdominal  
Radiology™




All times listed in MST




## TUESDAY, MARCH 1, 2022

7:00 AM - 12:00 PM	<b>HANDS-ON WORKSTATION TRAINING II VIRTUAL COLONOSCOPY</b> <i>Rizwan Aslam, Cecelia Brewington, Elizabeth McFarland, Judy Yee</i>
<b>7:00 AM - 7:30 AM</b>	<b>WORKSHOP SESSION I</b>
Workshop #1	THE DIFFICULT ESOPHAGRAM: HOW TO DO IT <i>Mary Ann Turner, Laura Carucci</i>
Workshop #2	BIG DATA AND BIG CASES: A PEER LEARNING ADVENTURE <i>Joel Platt, Matthew Davenport</i>
Workshop #3	BILIARY TUMORS AND MALFORMATIONS: WHAT THE SURGEON WANTS TO KNOW <i>Joseph Yacoub, Motoyo Yano</i>
Workshop #4	IMAGING CONSIDERATIONS IN RCC MANAGEMENT <i>Satheesh Krishna, Ronaldo Baroni, Nicola Schieda</i>
Workshop #5	A REFRESHER OF RECIST RESPONSE <i>Kerry Thomas, Sebastian Feuerlein</i>
Workshop #6	HOW TO START AN ENDOMETRIOSIS IMAGING PROGRAM: TIPS, TRICKS AND LESSONS LEARNED! <i>Myra Feldman, Wendaline VanBuren</i>
Workshop #7	ADVANCED MRI TECHNIQUES: IRON OVERLOAD AND PANCREATIC FIBROSIS <i>Temel Tirkes, Kartik Jhaveri</i>
Workshop #8	LI-RADS: CHALLENGING CASES FROM EXPERT <i>Claude Sirlin, Victoria Chernyak</i>
Workshop #9	THE ACR OVARIAN/ADNEXAL REPORTING AND DATA SYSTEM (O-RADS) FOR ULTRASOUND AND MRI: A CASE-BASED USERS GUIDE <i>Ulrike Hamper, Rochelle Andreotti, John McGahan</i>
Workshop #10	NEW ULTRASOUND TECHNIQUES FOR LIVER IMAGING: ELASTOGRAPHY, FAT QUANTIFICATION, AI AND CONTRAST <i>Venkateswar Surabhi, Wui Chong</i>
Workshop #11	SHIFTING TREATMENT PARADIGM IN RECTAL CANCER AND ITS IMPACT ON RECTAL MRI INTERPRETATION <i>Helena Gabriel, Harmeet Kaur</i>
Workshop #12	THE TREATED PROSTATE, HOW TO APPLY PI-RR <i>Sangeet Ghai, Jurgen Futterer</i>
7:30 AM - 7:40 AM	Break

Schedule subject to change.

 ABDOMINOPELVIC NEUROENDOCRINE NEOPLASMS  
 ADVANCED RENAL MASS IMAGING  
 CSIR

 CT COLONOGRAPHY  
 DIFFUSE LIVER DISEASE  
 DUAL ENERGY CT

 LI-RADS  
 PROSTATE MRI  
 RECTAL CANCER MRI

# SAR 2022 ANNUAL MEETING

February 27 – March 4 • Fairmont Scottsdale Princess • Scottsdale, Arizona

Society of  
Abdominal  
Radiology™

All times listed in MST

TUESDAY, MARCH 1, 2022	
<b>7:40 AM - 8:10 AM</b>	<b>WORKSHOP SESSION II</b>
Workshop #1	ADVANCED APPLICATIONS OF CONTRAST-ENHANCED ULTRASOUND <i>Kanupriya Vijay, Jordan Swensson, Rachita Khot</i>
Workshop #2	MANAGING THE INCIDENTAL PANCREATIC CYST: GUIDELINES, CHALLENGES AND CONTROVERSIES <i>David Hough, Ahen Jane Wang</i>
Workshop #3	CT/MR ENTEROGRAPHY FOR SMALL BOWEL BLEEDING: CHALLENGING AND UNUSUAL CASES FROM THE MAYO CLINIC SMALL BOWEL IMAGING CENTER <i>Jeff Fidler, Michael Wells</i>
Workshop #4	STUCK IN THE HOT SEAT: CHALLENGING CASES FROM MULTIDISCIPLINARY CONFERENCE <i>Brian Allen, Benjamin Wildman-Tobriner</i>
Workshop #5	IMAGING CHALLENGES IN DIAGNOSIS OF LOCOREGIONAL RECURRENCE OF RECTAL CARCINOMA <i>Raj Mohan Paspulati, Courtney Moreno</i>
Workshop #6	<b>HANDS-ON WORKSHOP</b> ACTIVE SURVEILLANCE OF RENAL MASSES: THE ROLE OF RADIOLOGY <i>Nicola Schieda</i>
Workshop #7	VI-RADS : A REVIEW OF STATE OF THE ART IMAGING OF BLADDER CANCER <i>Valdair Muglia, Lyndon Luk, Hiram Shaish</i>
Workshop #8	CANCER IMMUNOTHERAPY- WHAT AN ABDOMINAL RADIOLOGIST SHOULD KNOW <i>Kanupriya Vijay, Ashish Khandelwal</i>
Workshop #9	GYNECOLOGY ONCOLOGY TUMOR BOARD: WHAT THEY NEED TO KNOW <i>Marta Flory, Hannah Recht, Kimberly Shampain</i>
Workshop #10	ASSESSMENT OF HCC RESPONSE TO NEW THERAPIES: QUALITATIVE AND QUANTITATIVE METHODS <i>Bachir Taouli</i>
Workshop #11	TEST YOURSELF: MAYO CLINIC PEER LEARNING CASES <i>Nelly Tan, Deborah Baumgarten</i>
Workshop #12	IMAGING OF LIVER FIBROSIS - A 2022 UPDATE <i>Mitchell Tublin, Alessandro Furlan</i>
8:10 AM - 8:20 AM	Break

Schedule subject to change.

ABDOMINOPELVIC NEUROENDOCRINE NEOPLASMS

ADVANCED RENAL MASS IMAGING

CSIR

CT COLONOGRAPHY

DIFFUSE LIVER DISEASE

DUAL ENERGY CT

LI-RADS

PROSTATE MRI

RECTAL CANCER MRI

# SAR 2022 ANNUAL MEETING

February 27 – March 4 • Fairmont Scottsdale Princess • Scottsdale, Arizona

Society of  
Abdominal  
Radiology™

All times listed in MST

TUESDAY, MARCH 1, 2022	
<b>8:20 AM - 8:50 AM</b>	<b>WORKSHOP SESSION III</b>
Workshop #1	CEUS OF THE BOWEL: INFLAMMATORY BOWEL DISEASE (IBD) AND OTHER APPLICATIONS <i>Alexandra Medellin, Stephanie Wilson</i>
Workshop #2	INTERESTING HEPATOBILIARY AND PANCREATIC CASES <i>Silvia Chang, Malak Itani, Krishna Shanbhogue</i>
Workshop #3	CT IMAGING OF ABDOMINAL TRANSPLANT EMERGENCIES <i>Maria Zulfiqar, Anup Shetty</i>
Workshop #4	HOW TO DEAL WITH DIFFICULT PEOPLE <i>Victoria Chernyak, David Bates</i>
Workshop #5	GOIN' OLD SCHOOL: ABDOMEN FILM AND FLUORO CALLS YOU STILL HAVE TO NAIL <i>Ali Agely, David DiSantis</i>
Workshop #6	<b>HANDS-ON WORKSHOP</b> BOSNIAK V2019: INTERPRETATION PITFALLS AND RECOMMENDATIONS TO AVOID MISCLASSIFICATION <i>Elizabeth Edney</i>
Workshop #7	INVASIVE BREAST CANCER – BEYOND THE BREAST – PATTERNS OF INTRA-ABDOMINAL SPREAD ACCORDING TO CANCER SUBTYPES AND INTERPRETATION PITFALLS <i>Ciara O'Brien, Hannah Fleming</i>
Workshop #8	APPLYING BOSNIAK V.2019 TO CHALLENGING CYSTIC RENAL MASSES <i>Stuart Silverman, Matthew Davenport</i>
Workshop #9	OVARIAN CANCER: IMAGING ESSENTIALS <i>Susanna Lee, Shaun Wahab</i>
Workshop #10	TIPS TO HANDLE EVERY POST-TREATMENT PROSTATE MRI WITH EASE <i>Sandeep Arora, Antonio Westphalen</i>
Workshop #11	<b>HANDS-ON WORKSHOP</b> LI-RADS CT/MRI LEXICON REVIEW <i>Robert Marks, Ryan Ash</i>
Workshop #12	WHAT A HEPATOLOGIST WANTS TO KNOW FROM A RADIOLOGIST COLLEAGUE: THE PATIENT WITH CHRONIC LIVER DISEASE <i>Deepika Deuvni, Tasneem Lalani, Mark Masciocchi</i>
8:50 AM - 9:00 AM	Break

Schedule subject to change.

 ABDOMINOPELVIC NEUROENDOCRINE NEOPLASMS

 ADVANCED RENAL MASS IMAGING

 CSIR

 CT COLONOGRAPHY

 DIFFUSE LIVER DISEASE

 DUAL ENERGY CT

 LI-RADS

 PROSTATE MRI

 RECTAL CANCER MRI

# SAR 2022 ANNUAL MEETING

February 27 – March 4 • Fairmont Scottsdale Princess • Scottsdale, Arizona

Society of  
Abdominal  
Radiology™

All times listed in MST

TUESDAY, MARCH 1, 2022	
<b>9:00 AM - 9:30 AM</b>	<b>WORKSHOP SESSION IV</b>
Workshop #1	IS THERE SUCH THING AS AN "IMPOSSIBLE" BIOPSY? THE FIVE CRAZIEST BIOPSIES OF MY CAREER... <i>Louis Hinshaw</i>
Workshop #2	FROM KONMARI TO GTD: SIMPLIFY, PRIORITIZE, AND GET THINGS DONE WITH LESS STRESS! <i>Aarti Sekhar</i>
Workshop #3	DIXON MRI OF THE ABDOMEN AND PELVIS: PEARLS, PITFALLS, AND ADDED VALUE <i>Anup Shetty, David Ballard</i>
Workshop #4	GOOD IDEAS BUBBLE TO THE TOP: EMERGING AND EXCITING APPLICATIONS OF CEUS <i>Lori Mankowski Gettle, David Fetzer</i>
Workshop #5	INTERESTING SMALL BOWEL CASES <i>C. Dan Johnson, Kristina Flicek</i>
Workshop #6	<b>HANDS-ON WORKSHOP</b> CEUS LI-RADS OVERVIEW <i>David Fetzer, Shuchi Rodgers</i>
Workshop #7	US AND MRI OF THE UTERUS: THE GOOD, THE BAD AND THE UGLY <i>Krupa Patel-Lippmann</i>
Workshop #8	PANCREATIC CANCER IMAGING 2022 <i>Alec Megibow</i>
Workshop #9	PEARLS AND PITFALLS OF ENDOMETRIOSIS <i>Leonardo Kayat Bittencourt, Refky Nicola</i>
Workshop #10	TIGHTEN THE CORE: A FRIENDLY COMPETITION ON RESIDENT AND FELLOW IMAGING ESSENTIALS <i>Mark Sugi, Kirti Magudia</i>
Workshop #11	NATIONAL ACCREDITATION PROGRAM FOR RECTAL CANCER: THE ROLE OF THE RADIOLOGIST <i>Elena Korngold, Gaurav Khatri</i>
Workshop #12	MR ELASTOGRAPHY OF THE LIVER: TECHNIQUE, INTERPRETATION, TROUBLESHOOTING, AND PITFALLS <i>Tyler Fraum, Daniel Ludwig</i>
9:30 AM - 9:45 AM	Break
9:45 AM - 10:45 AM	UNKNOWN CASE FILM PANEL <i>Moderators: Christine Menias, Perry Pickhardt</i> <i>Panelists: Ghaneh Fananapazir, Kareem El Fatairy, Chandana Lall, Mishal Mendiratta-Lala, Diana Murcia, Benjamin Wildman-Tobriner</i>
<b>10:45 AM - 11:40 AM</b>	<b>LEE LECTURE: THE FUTURE OF PROSTATE IMAGING &amp; PROSTATE DFP UPDATE</b> <i>Peter Choyke</i>

Schedule subject to change.

- ABDOMINOPELVIC NEUROENDOCRINE NEOPLASMS
- CT COLONOGRAPHY
- LI-RADS
- ADVANCED RENAL MASS IMAGING
- DIFFUSE LIVER DISEASE
- PROSTATE MRI
- CSIR
- DUAL ENERGY CT
- RECTAL CANCER MRI

# SAR 2022 ANNUAL MEETING

February 27 – March 4 • Fairmont Scottsdale Princess • Scottsdale, Arizona










Society of  
Abdominal  
Radiology™

All times listed in MST

## TUESDAY, MARCH 1, 2022

11:40 AM - 12:10 PM		WORKSHOP SESSION V
Workshop #1	CT GUIDED PROCEDURES: TIPS AND TRICKS TO GET THE JOB DONE <i>Christopher Welle, Daniel Adamo</i>	
Workshop #2	MIND PLAYING TRICKS ON YOU: HOW COGNITIVE BIASES AND PERCEPTION ERRORS AFFECT RADIOLOGISTS AND WHAT TO DO ABOUT IT EDWARD LAWRENCE <i>Sonia Lee, Rony Kampalath, Edward Lawrence</i>	
Workshop #3	CHOLANGITIS DOUBLE TROUBLE: PBC AND PSC <i>Mark Anderson, Karthik Sundaram</i>	
Workshop #4	SMALL BOWEL CROHN'S DISEASE AT CT AND MR ENTEROGRAPHY: INTERPRETATION AND REPORTING <i>Mark Baker, Chenchan Huang</i>	
Workshop #5	WHAT LURKS BEHIND... ADRENAL, RENAL AND RETROPERITONEAL QUIZ CASES <i>Fiona Cassidy, Noushin Vahdat</i>	
Workshop #6	<b>HANDS-ON WORKSHOP</b> PREPROCEDURAL ASSESSMENT AND OPTIMIZING YOUR PROCEDURAL TECHNIQUE FOR CROSS-SECTIONAL INTERVENTIONS <i>Kristin Dittmar, J. Louis Hinshaw, Steven Raman</i>	
Workshop #7	<b>HANDS-ON WORKSHOP</b> PROSTATE MRI MISSES AND LESSONS BY THE O.G.'S - PART 1 <i>Ayetkin Oto, Ismail Turkbey, Jelle Barentsz, Fergus Coakley</i>	
Workshop #8	<b>HANDS-ON WORKSHOP</b> CLINICAL CORRELATION REQUIRED: AN OVERVIEW OF GASTROENTEROPANCREATIC NEUROENDOCRINE NEOPLASMS (GEP-NENS) AND CLINICAL IMPLICATIONS OF MODERN IMAGING <i>Daniel Halperin</i>	
Workshop #9	CONTROVERSIES IN PROSTATE MRI <i>Derya Yakar, Sadhna Verma</i>	
Workshop #10	A PRACTICAL GUIDE TO USING TUMOR RESPONSE CRITERIA REPORTING OUTSIDE OF CLINICAL TRIALS <i>Erik Soloff</i>	
Workshop #11	EVOLVING ROLE OF RADIOLOGIST IN THE INITIAL MANAGEMENT OF ADVANCED OVARIAN CANCER <i>Stephanie Nougaret, Atul Shinagare</i>	
Workshop #12	RADIOLOGY PATHOLOGY CORRELATION LIVER FIBROSIS <i>Sudhakar Venkatesh, Michael Torbenson</i>	
12:10 PM - 12:20 PM		Break

Schedule subject to change.

-  ABDOMINOPELVIC NEUROENDOCRINE NEOPLASMS
-  CT COLONOGRAPHY
-  LI-RADS
-  ADVANCED RENAL MASS IMAGING
-  DIFFUSE LIVER DISEASE
-  PROSTATE MRI
-  CSIR
-  DUAL ENERGY CT
-  RECTAL CANCER MRI

# SAR 2022 ANNUAL MEETING

February 27 – March 4 • Fairmont Scottsdale Princess • Scottsdale, Arizona

Society of  
Abdominal  
Radiology™

All times listed in MST

## TUESDAY, MARCH 1, 2022

12:20 PM - 12:50 PM		WORKSHOP SESSION VI
Workshop #1	INTERVENTIONAL RADIOLOGY CASES THAT MAKE THE HEART RACE <i>Peter Mueller, Eric vanSonnenberg</i>	
Workshop #2	PEER LEARNING – A DAILY CONFERENCE WITH VALUE FOR STAFF AND TRAINEES <i>Michael Gee, Amirkasra Mojtahed</i>	
Workshop #3	SMALL BOWEL OBSTRUCTION: WHAT THE RADIOLOGISTS NEEDS TO KNOW? <i>Ellen Wolf, Mohammed Siddiqui</i>	
Workshop #4	BRAIN TEASERS IN ONCOLOGIC IMAGING OF THE PELVIS <i>Iva Petkovska, Viktoriya Paroder</i>	
Workshop #5	IMAGING OF STRICTURING AND PENETRATING CROHN'S DISEASE <i>Namita Gandhi, Joseph Grajo</i>	
Workshop #6	<b>HANDS-ON WORKSHOP</b> PERIPROCEDURAL PATIENT MANAGEMENT – FROM SURGICAL ATTIRE TO MANAGEMENT OF COMPLICATIONS AND DISCORDANT CASES <i>Virginia Planz, Mishal Mendiratta-Lala, Ghaneh Fananapazir</i>	
Workshop #7	<b>HANDS-ON WORKSHOP</b> PROSTATE MRI MISSES AND LESSONS BY THE O.G.'S - PART 2 <i>Sadhna Verma, Jurgen Futterer, Rajan Gupta</i>	
Workshop #8	<b>HANDS-ON WORKSHOP</b> 2022 IMAGING UPDATES INCLUDING RADIOMICS FOR PANCREATIC NEUROENDOCRINE NEOPLASMS <i>Ajaykumar Morani</i>	
Workshop #9	ADVANCES IN PROSTATE IMAGING WITH EMPHASIS ON THE ROLE OF MOLECULAR IMAGING <i>Spencer Behr, Devaki Shilpa Surasi, Tharakeswara Bathala</i>	
Workshop #10	PI-RADS INTERACTIVE CASE BASED WORKSHOP <i>Jelle Barentsz</i>	
Workshop #11	MR ELASTOGRAPHY: STATE-OF-THE-ART AND BEYOND <i>Sudhakar Venkatesh, Richard Ehman</i>	
Workshop #12	MRI VS US FOR HCC SURVEILLANCE: COMPETITION OR COOPERATION? <i>David Fetzer, Takeshi Yokoo</i>	

Schedule subject to change.

■ ABDOMINOPELVIC NEUROENDOCRINE NEOPLASMS  
■ ADVANCED RENAL MASS IMAGING  
■ CSIR

■ CT COLONOGRAPHY  
■ DIFFUSE LIVER DISEASE  
■ DUAL ENERGY CT

■ LI-RADS  
■ PROSTATE MRI  
■ RECTAL CANCER MRI



# SAR 2022 ANNUAL MEETING

February 27 – March 4 • Fairmont Scottsdale Princess • Scottsdale, Arizona

Society of  
Abdominal  
Radiology™

All times listed in MST

## TUESDAY, MARCH 1, 2022

1:00 PM - 5:00 PM	<b>HANDS-ON WORKSTATION TRAINING III VIRTUAL COLONOSCOPY</b> <i>Firas Ahmed, Kevin Chang, Mariya Kobi, Judy Yee</i>
2:00 PM - 5:00 PM	<b>HANDS-ON COURSE ADVANCED RENAL MASS IMAGING</b> <i>Ronaldo Baroni, Nicole Curci, Matthew Davenport, Elizabeth Edney, David Fetzer, Satheesh Krishna, Ivan Pedrosa, Zhen Jane Wang</i>
2:00 PM - 5:00 PM	<b>HANDS-ON COURSE ABDOMINOPELVIC NEUROENDOCRINE NEOPLASMS: UPDATES WITH IMAGING BASED THERAPEUTIC ADVANCES</b> <i>Priya Bhosale, Samuel Galgano, Ajit Goenka, Dheeraj Gopireddy, Daniel Halperin, Thomas Hope, Malak Itani, Jessica Maxwell, Ajaykumar Morani, Kedar Sharbidre, Motoyo Yano</i>
2:00 PM - 5:00 PM	<b>HANDS-ON COURSE LI-RADS CASES FOR THE EXPERTS</b> <i>Amir Borhani, Victoria Chernyak, Sandeep Deshmukh, Richard Do, Khaled Elsayes, Kathryn Fowler, Alice Fung, Natally Horvat, James Lee, Robert Marks</i>

Schedule subject to change.

■ ABDOMINOPELVIC NEUROENDOCRINE NEOPLASMS  
■ ADVANCED RENAL MASS IMAGING  
■ CSIR

■ CT COLONOGRAPHY  
■ DIFFUSE LIVER DISEASE  
■ DUAL ENERGY CT

■ LI-RADS  
■ PROSTATE MRI  
■ RECTAL CANCER MRI

# SAR 2022 ANNUAL MEETING

February 27 – March 4 • Fairmont Scottsdale Princess • Scottsdale, Arizona










Society of  
Abdominal  
Radiology™

All times listed in MST

## WEDNESDAY, MARCH 2, 2022

7:00 AM - 8:30 AM PLENARY SESSION V: RECTAL CANCER, 2.0 Moderators: Jennifer S. Golia Pernicka, Mukesh Harisinghani	
7:00 AM	POST-TREATMENT RESPONSE ON MRI: WATCH AND WAIT, TOTAL NEOADJUVANT TREATMENT, AND SHORT OR LONG COURSE RADIOTHERAPY <i>Marc Gollub</i>
7:20 AM	REFRESHER ON LOW RECTAL CANCER: ADDRESSING KNOWLEDGE DEFICIENCIES IN STAGING AND ANATOMIC COMPLEXITY <i>David Kim</i>
7:40 AM	EMERGENCE OF ANAL CANCER IMAGING INTO THE RADIOLOGIST'S PORTFOLIO AND EXPERT CONSENSUS ON APPROPRIATE MODALITY USE CRITERIA <i>Natally Horvat</i>
8:00 AM	RECTAL CANCER TUMOR MIMICS <i>Sonia Lee</i>
8:20 AM	Q&A
8:30 AM - 10:00 AM PLENARY SESSION VI: AI READY TODAY Moderators: George Shih, Andrew D. Smith	
8:30 AM	CHECKLIST FOR PURCHASING AI APPLICATIONS <i>John Mongan</i>
8:40 AM	THE ECONOMICS OF AI <i>Tessa Cook</i>
8:50 AM	AI FOR OPPORTUNISTIC SCREENING <i>Kirti Magudia</i>
9:00 AM	AI APPLICATIONS FOR ADVANCED CANCER <i>Andrew Smith</i>
9:10 AM	AI APPLICATIONS IN GI IMAGING <i>Linda Chu</i>
9:20 AM	AI APPLICATIONS IN GU IMAGING <i>Angela Tong</i>
9:30 AM	NLP IN ABDOMINAL RADIOLOGY REPORTING <i>Thomas Loehfelm</i>
9:40 AM	AI BIASES AND TRUSTWORTHINESS <i>Bhavik Patel</i>
9:50 AM	Q&A
10:00 AM - 10:30 AM	Break
10:30 AM - 11:45 AM PLENARY SESSION VII: GET IT RIGHT IN GYNECOOGIC ONCOLOGY: KEY DECISION GUIDED BY IMAGING Moderators: Katherine Maturen, Liina Poder	
10:30 AM	OVARIAN CANCER: DEBULKING OR NEOADJUVANT THERAPY? <i>Stephanie Nougaret</i>
10:45 AM	CERVICAL CANCER: SURGERY OR CHEMORADIATION? <i>Jeanne Horowitz</i>
11:00 AM	ENDOMETRIAL CANCER: LYMPH NODE SAMPLING? <i>Aradhana Venkatesa</i>
11:15 AM	MYOMETRIAL MASS: LEIOMYOMA VS. LEIOMYOSARCOMA? <i>Fiona Fennessy</i>
11:30 AM	Q&A

Schedule subject to change.

 ABDOMINOPELVIC NEUROENDOCRINE NEOPLASMS	 CT COLONOGRAPHY	 LI-RADS
 ADVANCED RENAL MASS IMAGING	 DIFFUSE LIVER DISEASE	 PROSTATE MRI
 CSIR	 DUAL ENERGY CT	 RECTAL CANCER MRI

# SAR 2022 ANNUAL MEETING

February 27 – March 4 • Fairmont Scottsdale Princess • Scottsdale, Arizona

Society of  
Abdominal  
Radiology™

All times listed in MST

## WEDNESDAY, MARCH 2, 2022

**11:45 AM - 1:00 PM**  
**PLENARY SESSION VIII: CEUS TO THE RESCUE**  
*Moderators: Wui Chong, Shuchi Rodgers*

	11:45 AM	CEUS IN THE ICU <i>Corinne Deurdulian</i>
	11:55 AM	CROHN'S DISEASE <i>Stephanie Wilson</i>
	12:05 PM	CONTRIBUTIONS OF CEUS TO PATIENT MANAGEMENT <i>Alexandra Medellin</i>
	12:15 PM	CEUS AS FOLLOW-UP FOR SCREENING IN CHRONIC LIVER DISEASE <i>David Burrowes</i>
	12:25 PM	CHARACTERIZATION OF INDETERMINATE RENAL MASSES <i>Richard Barr</i>
	12:35 PM	CEUS FOR VCUG <i>Kassa Darge</i>
	12:45 PM	Q&A
	2:00 PM - 5:00 PM	<b>HANDS-ON COURSE</b> CSIR HANDS ON COURSE ON ULTRASOUND GUIDED PROCEDURES <i>Olga Brook, Kristin Dittmar, Ghaneh Fananapazir, Samuel Galgano, J. Louis Hinshaw, Mishal Mendiratta-Lala, Virginia Planz, Steven Raman</i>
	2:00 PM - 5:00 PM	<b>HANDS-ON COURSE</b> DUAL ENERGY CT <i>Lakshmi Ananthakrishnan, Pryia Bhosale, Aran Toshav, Benjamin Yeh</i>

Schedule subject to change.

- ABDOMINOPELVIC NEUROENDOCRINE NEOPLASMS
- ADVANCED RENAL MASS IMAGING
- CSIR

- CT COLONOGRAPHY
- DIFFUSE LIVER DISEASE
- DUAL ENERGY CT

- LI-RADS
- PROSTATE MRI
- RECTAL CANCER MRI

# SAR 2022 ANNUAL MEETING

February 27 – March 4 • Fairmont Scottsdale Princess • Scottsdale, Arizona

Society of  
Abdominal  
Radiology™

All times listed in MST

## THURSDAY, MARCH 3, 2022

7:00 AM - 7:30 AM	WORKSHOP SESSION VII
Workshop #1	IMAGING OF CHRONIC PELVIC PAIN <i>Steven Chua, Kaustubh Shiralkar</i>
Workshop #2	STOMACH IN KNOTS: IMAGING AND COMPLICATIONS <i>Inessa Goldman, Amr El Jack, Matthew Morgan</i>
Workshop #3	HOW TO GIVE FEEDBACK: A GUIDE FOR EDUCATORS AND MANAGERS <i>Daniel Souza, Derek Sun</i>
Workshop #4	RADIOFREQUENCY ABLATION OF THYROID NODULES: BENIGN AND MALIGNANT <i>John Schmitz, Anil Kurup, Brian Welch</i>
Workshop #5	IMAGE INTERPRETATION AND PROTOCOL CONSIDERATIONS IN PENETRATING ABDOMINOPELVIC TRAUMA <i>Vincent Mellnick, Mark Hoegger</i>
Workshop #6	MRI SAFETY: OVERVIEW AND PEARLS FOR EVERYDAY CLINICAL USE <i>Shaun Best, Ryan Ash</i>
Workshop #7	LEADERSHIP - MANAGING DURING INSTITUTIONAL CRISIS <i>Tracy Jaffe, Erik Paulson</i>
Workshop #8	HOT TOPICS IN RENAL MASS CHARACTERIZATION <i>Elizabeth Edney, Satheesh Krishna</i>
Workshop #9	GASTROINTESTINAL TRAUMA--IMAGING OF SOLID & HOLLOW ORGAN INJURIES <i>Benjamin Triche, Jason Pietryga</i>
Workshop #10	BOSNIAK VERSION 2019: CASE-BASED REVIEW WITH PEARLS FOR CLINICAL PRACTICE <i>Vanessa Williams, Chakradhar Thupili, Varaha Tammisetti</i>
Workshop #11	<b>HANDS-ON WORKSHOP</b> THE ADDED VALUE OF INCLUDING CTC IN COLORECTAL CANCER SCREENING PROGRAMS <i>Cecelia Brewington, Syam Reddy</i>
7:30 AM - 7:40 AM	Break

Schedule subject to change.

 ABDOMINOPELVIC NEUROENDOCRINE NEOPLASMS

 ADVANCED RENAL MASS IMAGING

 CSIR

 CT COLONOGRAPHY

 DIFFUSE LIVER DISEASE

 DUAL ENERGY CT

 LI-RADS

 PROSTATE MRI

 RECTAL CANCER MRI

# SAR 2022 ANNUAL MEETING

February 27 – March 4 • Fairmont Scottsdale Princess • Scottsdale, Arizona




Society of  
Abdominal  
Radiology™




All times listed in MST




## THURSDAY, MARCH 3, 2022

7:40 AM - 8:10 AM	WORKSHOP SESSION VIII
Workshop #1	DUAL-ENERGY CT EVALUATION OF GASTROINTESTINAL BLEEDING: PEARLS AND PITFALLS <i>Avneesh Gupta, Bari Dane</i>
Workshop #2	3D PRINTED MODELS FOR PRESURGICAL PLANNING: WHAT THE SURGEON WANTS TO KNOW (AND TOUCH) <i>Beth Ripley, Sarah Bastawrous</i>
Workshop #3	MALIGNANCY IN PREGNANCY: COMMON CANCERS IN UNCOMMON CIRCUMSTANCES <i>Marcia Javitt, Priyanka Jha, Liina Poder</i>
Workshop #4	BRING OUT THE BUBBLY: PROBLEM SOLVING WITH CONTRAST ENHANCED ULTRASOUND <i>Melanie Caserta, Lauren Alexander</i>
Workshop #5	ACR THYROID IMAGING REPORTING & DATA SYSTEM (TIRADS) - WHAT THE RADIOLOGIST SHOULD KNOW <i>Shabnam Fidvi, Marjorie Stein</i>
Workshop #6	MID-CAREER MALAISE: HOW TO GET YOUR GROOVE BACK <i>Fiona Fennessy, Rama Ayyala</i>
Workshop #7	A TARE TIMELINE: REVIEW OF THE EXPECTED MRI FINDINGS AFTER LOCOREGIONAL 90Y RADIATION THERAPY <i>Joseph Grajo, Laura Magnelli</i>
Workshop #8	A MULTIDISCIPLINARY TEAM APPROACH TO PANCREATIC DUCTAL ADENOCARCINOMA (PDAC) DIAGNOSIS AND TREATMENT PLANNING USING STRUCTURED REPORTING <i>Abraham Bezuidenhout, Atif Zaheer</i>
Workshop #9	ACUTE APPENDICITIS: IMPACT OF IMAGING FINDINGS ON EVOLVING MANAGEMENT STRATEGIES <i>Kevin Kalisz, Erik Paulson</i>
Workshop #10	QUALITY INDICATORS FOR PROSTATE CANCER IMAGING SERVICES <i>Devaki Shilpa Surasi, Tharakeswara Bathala</i>
Workshop #11	CT UROGRAPHY WORKSHOP: PATHOLOGY AND PITFALLS <i>Robert Berkenblit, Luyao Shen</i>
8:10 AM - 8:20 AM	Break
8:10 AM - 9:40 AM	Scientific Session

Schedule subject to change.

 ABDOMINOPELVIC NEUROENDOCRINE NEOPLASMS  
 ADVANCED RENAL MASS IMAGING  
 CSIR

 CT COLONOGRAPHY  
 DIFFUSE LIVER DISEASE  
 DUAL ENERGY CT

 LI-RADS  
 PROSTATE MRI  
 RECTAL CANCER MRI

# SAR 2022 ANNUAL MEETING

February 27 – March 4 • Fairmont Scottsdale Princess • Scottsdale, Arizona

All times listed in MST

## THURSDAY, MARCH 3, 2022

8:20 AM - 8:50 AM	WORKSHOP SESSION IX
Workshop #1	CASTING A WIDE NET: MULTIMODALITY IMAGING REVIEW OF SMALL BOWEL NEUROENDOCRINE TUMORS AND THEIR METASTASES <i>Patrick Navin, Eric Ehman</i>
Workshop #2	RECURRENCE, METASTASIS, OR MIMIC? COMPLEX CASES IN PANCREATIC CANCER <i>Michael Rosenthal, Ravi Gottumukkala</i>
Workshop #3	IMAGING OF THE ENDOMETRIUM IN INFERTILITY, PREGNANCY, POST-PARTUM, AND CONTRACEPTION <i>Sarah Oh, Fernanda Mazzariol</i>
Workshop #4	MR LYMPHANGIOGRAPHY OF THE PERIPHERAL AND CENTRAL LYMPHATICS <i>Jeffrey Maki, Andreas Loening</i>
Workshop #5	JUST NECKIN' AROUND: THYROID AND NECK ULTRASOUND <i>Melvy Mathew, Carla Harmath, Nayana Patel</i>
Workshop #6	IMAGING OF SMALL BOWEL ISCHEMIA <i>John Thomas, Rupan Sanyal</i>
Workshop #7	CASES TO LEARN FROM: GI AND GU CASES WITH GREAT TEACHING POINTS <i>Erick Remer, Frank Miller</i>
Workshop #8	CYBERATTACK! HOW WE SURVIVED 8 DAYS WITHOUT PACS: LESSONS LEARNED <i>Martin Goodenberger, Neil Hansen</i>
Workshop #9	RADIOLOGIC IMAGING AND MANAGEMENT OF ABDOMINOPELVIC LATROGENIC INJURIES REVISITED <i>Jaime Tisnado, Marco Amendola</i>
Workshop #10	TBD
Workshop #11	MRI ARTIFACTS AND TROUBLESHOOTING <i>Leo Tsai, Michael Ohliger</i>
8:50 AM - 9:00 AM	Break

Schedule subject to change.

- ABDOMINOPELVIC NEUROENDOCRINE NEOPLASMS
- CT COLONOGRAPHY
- LI-RADS
- ADVANCED RENAL MASS IMAGING
- DIFFUSE LIVER DISEASE
- PROSTATE MRI
- CSIR
- DUAL ENERGY CT
- RECTAL CANCER MRI

# SAR 2022 ANNUAL MEETING

February 27 – March 4 • Fairmont Scottsdale Princess • Scottsdale, Arizona

Society of  
Abdominal  
Radiology™

All times listed in MST

## THURSDAY, MARCH 3, 2022

9:00 AM - 9:30 AM		WORKSHOP SESSION X
Workshop #1	<b>HANDS-ON WORKSHOP</b> HOW TO BENCHMARK YOUR PRACTICE AND IMPROVE READER CONFIDENCE IN CTC <i>Abraham Dachman, Courtney Moreno</i>	
Workshop #2	ROLE OF FDG PET-CT IN PANCREATIC DUCTAL ADENOCARCINOMA <i>Raghu Vikram, Jaun Ibarra</i>	
Workshop #3	ROLE OF US AND MRI IN EVALUATION OF PLACENTA ACCRETA SPECTRUM DISORDER: CAN WE PREDICT SEVERE ABNORMALLY INVASIVE PLACENTAS? <i>Manjiri Dighe, Inessa Goldman</i>	
Workshop #4	TRANSITIONING FROM PEER REVIEW TO PEER LEARNING: WHAT, WHY AND HOW <i>Pritesh Patel</i>	
Workshop #5	IMAGING FEATURES OF PHEOCHROMOCYTOMA <i>Michael Blake, Ryan Chung</i>	
Workshop #6	"THIS IS MRI CALLING, WHICH CONTRAST SHOULD I GIVE?": CONTRAST-ENHANCED LIVER MRI <i>Ashley Kalor, Christopher Buros</i>	
Workshop #7	PANCREAS ADENOCARCINOMA: FROM STAGING TO SURVEILLANCE WITH A SURGEON'S PERSPECTIVE <i>Candice Bolan, John Stauffer</i>	
Workshop #8	IMAGING POST-OPERATIVE IBD COMPLICATIONS AND THE ILEAL POUCH <i>Chenchan Huang, Mark Baker</i>	
Workshop #9	WILD HORSES, ZEBRAS AND UNICORNS: 104 YEARS OF COMBINED EXPERIENCE <i>Francis Scholz, William Thompson</i>	
Workshop #10	HOW TO EVALUATE AND MAKE PURCHASE DECISIONS FOR CLINICAL ARTIFICIAL INTELLIGENCE <i>John Mongan</i>	
Workshop #11	RENAL TRANSPLANT FROM DONOR TO RECIPIENT <i>Jonathan Kirsch, Mark Lockhart</i>	
9:30 AM - 9:40 AM	Break	

Schedule subject to change.

ABDOMINOPELVIC NEUROENDOCRINE NEOPLASMS

ADVANCED RENAL MASS IMAGING

CSIR

CT COLONOGRAPHY

DIFFUSE LIVER DISEASE

DUAL ENERGY CT

LI-RADS

PROSTATE MRI

RECTAL CANCER MRI

# SAR 2022 ANNUAL MEETING

February 27 – March 4 • Fairmont Scottsdale Princess • Scottsdale, Arizona

All times listed in MST

## THURSDAY, MARCH 3, 2022

9:40 AM - 10:10 AM		WORKSHOP SESSION XI
Workshop #1	IT'S NOT A TUMOR! BENIGN MIMICKERS OF MALIGNANCY IN THE ABDOMEN AND PELVIS ON PET/CT <i>Ryan Downey, Neil Hansen</i>	
Workshop #2	DUAL-ENERGY CT: EFFICIENT USE IN THE EMERGENCY DEPARTMENT <i>Brian Flemming, Mark Kovacs</i>	
Workshop #3	BIRDS, BEES, AND IUUS: AN EXPLORATION OF FERTILITY AND INFERTILITY THROUGH IMAGING <i>Viktoriya Paroder, Milana Flusberg</i>	
Workshop #4	CROSS SECTIONAL INTERVENTIONS – IMPROVING PATIENTS OUTCOMES WITH SAFE TECHNIQUES IN CHALLENGING CASES <i>Benjamin Wildman-Tobriner, Olga Brook</i>	
Workshop #5	WHAT'S THE BEST? COMPARISON OF RADIOLOGY, ENDOCRINOLOGY, AND SURGICAL SOCIETY GUIDELINES FOR MANAGEMENT OF INCIDENTAL ADRENAL NODULES <i>Daniel Glazer, William Mayo-Smith</i>	
Workshop #6	MRI OF TUMORS IN THE ANAL CANAL <i>Gaiane Rauch, Jennifer S. Golia Pernicka</i>	
Workshop #7	AMERICAN JOINT COMMITTEE ON CANCER (AJCC) 8TH EDITION STAGING OF BILE DUCT CANCER: WHAT SURGEONS REALLY WANT TO KNOW FROM THE RADIOLOGIST <i>Ayman Gaballah, Peter Liu</i>	
Workshop #8	LESSONS LEARNED FROM HEPATOBILIARY MULTIDISCIPLINARY CONFERENCE: BENIGN AND MALIGNANT LESIONS <i>Gregory Grimaldi, Katrina McGinty</i>	
Workshop #9	DIVERSITY, EQUITY, AND INCLUSION INITIATIVES: METRICS, BARRIERS, AND STRATEGIES <i>Peter Poullos, Carla Harmath, Alice Fung, Senta Berggruen</i>	
Workshop #10	<b>HANDS-ON WORKSHOP</b> OPTIMIZING CT COLONOGRAPHY TECHNIQUE <i>Matthew Barish, Mariya Kobi</i>	
Workshop #11	HIGHER ED EDUCATION: CHALLENGE GU CASES <i>Karen Lee, Paul Nikolaidis</i>	
10:10 AM - 10:20 AM	Break	

Schedule subject to change.

- ABDOMINOPELVIC NEUROENDOCRINE NEOPLASMS
- ADVANCED RENAL MASS IMAGING
- CSIR

- CT COLONOGRAPHY
- DIFFUSE LIVER DISEASE
- DUAL ENERGY CT

- LI-RADS
- PROSTATE MRI
- RECTAL CANCER MRI



# SAR 2022 ANNUAL MEETING

February 27 – March 4 • Fairmont Scottsdale Princess • Scottsdale, Arizona










Society of  
Abdominal  
Radiology™

All times listed in MST

## THURSDAY, MARCH 3, 2022

10:20 AM - 10:50 AM	WORKSHOP SESSION XII
Workshop #1	SORCERER AND THE APPRENTICE: TEACHING CSIR EFFECTIVELY <i>Dan Souza, Paul Shyn</i>
Workshop #2	DUAL-ENERGY CT APPLICATIONS IN CROHN'S DISEASE <i>Michael Gee, Bari Dane</i>
Workshop #3	MANAGEMENT OF ADNEXAL MASSES IN THE PREGNANT AND NON PREGNANT PATIENT <i>Annie Packard, Weining Ma</i>
Workshop #4	HIGH RESOLUTION MRI CANCER OF THE PENIS AND URETHRA <i>Raghu Vikram</i>
Workshop #5	ACR ULTRASOUND ACCREDITATION PROGRAM: TIPS FOR A SUCCESSFUL APPLICATION <i>Darcy Wolfman, Jamie Marko</i>
Workshop #6	REMOTE HOME-BASED ABDOMINAL IMAGING SERVICE: CHALLENGES, OPPORTUNITIES AND LESSONS LEARNED FOLLOWING THE PANDEMIC <i>Pablo Ros, Matthew Barish</i>
Workshop #7	CHOOSING THE RIGHT SEQUENCES AND SEQUENCE PARAMETERS FOR OPTIMIZED RECTAL CANCER MRI <i>Tyler Fraum, Mukesh Harisinghani</i>
Workshop #8	PEER LEARNING: CHALLENGING DIAGNOSTIC AND INTERVENTIONAL ABDOMINOPELVIC CASES FROM THE MAYO CLINIC AND UNIVERSITY OF OTTAWA <i>Rebecca Hibbert, Jeff Fidler</i>
Workshop #9	SO YOU WANT TO BE A CHIEF? STRATEGIES FOR SUCCESS <i>Jonathan Kruskal, Rajan Gupta, Cynhia Santillan</i>
Workshop #10	<b>HANDS-ON WORKSHOP</b> CT COLONOGRAPHY REPORTING AND DATA SYSTEM (C-RADS) 2.0: AN UPDATE <i>Kevin Chang, Judy Yee</i>
Workshop #11	BEHIND THE CURTAIN: COMMON AND UNCOMMON RETROPERITONEAL MASSES <i>Vinay Prabhu, Chad Miller</i>
10:50 AM - 11:20 AM	Break

Schedule subject to change.

 ABDOMINOPELVIC NEUROENDOCRINE NEOPLASMS	 CT COLONOGRAPHY	 LI-RADS
 ADVANCED RENAL MASS IMAGING	 DIFFUSE LIVER DISEASE	 PROSTATE MRI
 CSIR	 DUAL ENERGY CT	 RECTAL CANCER MRI

# SAR 2022 ANNUAL MEETING

February 27 – March 4 • Fairmont Scottsdale Princess • Scottsdale, Arizona










Society of  
Abdominal  
Radiology™

All times listed in MST

## THURSDAY, MARCH 3, 2022

11:20 AM - 11:50 AM		WORKSHOP SESSION XIII
Workshop #1	LITTLE BITS, BIG PROBLEMS <i>Elainea Smith, Kristin Porter</i>	
Workshop #2	BARIATRIC SURGERY: ANATOMY, TECHNIQUE, EXPECTED POSTOPERATIVE CHANGES, AND COMPLICATIONS <i>Abhiman Cheeyandira, Aparna Babu</i>	
Workshop #3	ADVANCED DIAGNOSTIC IMAGING OF THE GENITALIA: BENIGN, MALIGNANT, AND POST-OPERATIVE <i>Jessica Fried, Caitlin Hackett</i>	
Workshop #4	ESTABLISHING AND RUNNING A MR-US PROSTATE FUSION BIOPSY PROGRAM - AT THE CROSSROADS OF EDUCATION, CLINICAL SERVICE, QUALITY REPORTING AND PHYSICIAN FEEDBACK <i>Nabeel Sarwani, Jacob Gardner</i>	
Workshop #5	TBD	
Workshop #6	RADIOLOGISTS' IMPORTANT ROLE IN HEPATOPANCREATICOBILIARY (HPB) TRIAGE CONFERENCE, WITH INTERESTING CASE REVIEW <i>Katie Gardner, Steven Eberhardt</i>	
Workshop #7	<b>HANDS-ON WORKSHOP</b> DUAL ENERGY CT CRACKS THE CASE: ACUTE SETTING <i>Jen Uyeda, Lakshmi Ananthkrishnan, Bari Dane</i>	
Workshop #8	HOW TO IMPROVE GROUP WELLNESS IN A RADIOLOGY PRACTICE: PROCESS AND EXAMPLES <i>Michael Choe, Jeanne Horowitz</i>	
Workshop #9	HIGH STAKES IMAGING: RESPONSE AND RESECTABILITY OF COLORECTAL LIVER METASTASES <i>Hyunseon Christine Kang, Veronica Cox</i>	
Workshop #10	<b>HANDS-ON WORKSHOP</b> TBD	
Workshop #11	MALPLACED IUD AND MULLERIAN DUCT ANOMALIES: WHAT THE GYNECOLOGIST WANTS TO KNOW <i>Bruce Cohen, Sameer Sandhu</i>	
11:50 AM - 12:00 PM	Break	

Schedule subject to change.

-  ABDOMINOPELVIC NEUROENDOCRINE NEOPLASMS
-  CT COLONOGRAPHY
-  LI-RADS
-  ADVANCED RENAL MASS IMAGING
-  DIFFUSE LIVER DISEASE
-  PROSTATE MRI
-  CSIR
-  DUAL ENERGY CT
-  RECTAL CANCER MRI

# SAR 2022 ANNUAL MEETING

February 27 – March 4 • Fairmont Scottsdale Princess • Scottsdale, Arizona


Society of  
Abdominal  
Radiology™

All times listed in MST

## THURSDAY, MARCH 3, 2022

12:00 PM - 12:30 PM	
<b>WORKSHOP SESSION XIV</b>	
Workshop #1	TBD
Workshop #2	CONQUERING THE SUPERIOR MESENTERIC ARTERY AND VEIN <i>Amita Kamath, Barak Friedman</i>
Workshop #3	DECIDUALIZATION OF ADENOMYOSIS AND ENDOMETRIOSIS IN PREGNANCY: PEARLS AND PITFALLS <i>Preethi Raghu, Kyle Jensen</i>
Workshop #4	GI BLEEDING AT CTA AND CTE: CASE BASED REVIEW OF IMAGING TECHNIQUE, INTERPRETATION AND REPORTING <i>Farnoosh Sokhandon, David Grand</i>
Workshop #5	TBD
Workshop #6	<b>HANDS-ON WORKSHOP</b> LIVER FIBROSIS: WHAT A RADIOLOGIST SHOULD KNOW <i>Anthony Samir, Christopher Welle, Andrew Smith</i>
Workshop #7	<b>HANDS-ON WORKSHOP</b> DUAL ENERGY CT CRACKS THE CASE: ONCOLOGY <i>Avinash Kambadakone, Roshan Modi, Achille Mileto</i>
Workshop #8	WORDS MATTER: HOW DO I WRITE A MANUSCRIPT, GET IT PUBLISHED AND BE INCLUSIVE? <i>Hailey Choi, Andrew Rosenkrantz, Mark Lockhart</i>
Workshop #9	GENITOURINARY TRAUMA--KIDNEY & BLADDER INJURIES AND BEYOND <i>Benjamin Triche, Gabriela Gayer, Jason Pietryga</i>
Workshop #10	<b>HANDS-ON WORKSHOP</b> BASELINE STAGING OF RECTAL CANCER: WHAT CLINICIANS NEED TO KNOW <i>David Bates, Sonia Lee</i>
Workshop #11	M&M CONFERENCE IN CROSS-SECTIONAL ABDOMINAL INTERVENTIONS <i>Samuel Galgano, Virginia Planz</i>
12:30 PM - 12:40 PM	Break

Schedule subject to change.

-  ABDOMINOPELVIC NEUROENDOCRINE NEOPLASMS
-  CT COLONOGRAPHY
-  LI-RADS
-  ADVANCED RENAL MASS IMAGING
-  DIFFUSE LIVER DISEASE
-  PROSTATE MRI
-  CSIR
-  DUAL ENERGY CT
-  RECTAL CANCER MRI

# SAR 2022 ANNUAL MEETING

Society of  
Abdominal  
Radiology™

February 27 – March 4 • Fairmont Scottsdale Princess • Scottsdale, Arizona

All times listed in MST

## THURSDAY, MARCH 3, 2022

12:40 PM - 1:10 PM		WORKSHOP SESSION XV
Workshop #1	TUMMY TROUBLES: ENTITIES OF THE STOMACH ON CROSS-SECTIONAL IMAGING <i>Carla Harmath, Melvy Mathew</i>	
Workshop #2	CLINICAL AND IMAGING BIOMARKERS IN THE EARLY DIAGNOSIS OF PANCREATIC DUCTAL ADENOCARCINOMA (PDAC) AND LESSONS LEARNED FROM MULTIDISCIPLINARY CONFERENCES <i>Abrahan Bezuidenhout, Bradford Hastings</i>	
Workshop #3	CLINICAL USE OF CONTRAST-ENHANCED ULTRASOUND FOR RENAL MASSES FROM DIAGNOSIS TO INTERVENTION <i>Nanda Thimmappa, Helena Gabriel</i>	
Workshop #4	ABDOMINAL AORTIC REPAIR: WHAT THE RADIOLOGISTS NEEDS TO KNOW <i>Masoud Shieh morteza</i>	
Workshop #5	RAPID MRI TECHNIQUES AND OPTIMIZING DWI <i>Avneesh Gupta, Michael Hahn, Rebecca Rakow-Penner</i>	
Workshop #6	DATA DRIVEN LEADERSHIP: HOW TO MAKE BIG DATA AND DASHBOARDS WORK FOR YOU <i>Hersh Chandarana, Bijan Bijan</i>	
Workshop #7	<b>HANDS-ON WORKSHOP</b> ULTRASOUND MEASUREMENT OF LIVER FAT: PAST, PRESENT AND FUTURE <i>Andrew Trout, Jonathan Dillman</i>	
Workshop #8	ABDOMINAL RADIOLOGIST WELLNESS: BEYOND MEDITATION CLASSES <i>Terry Desser, Luke Yoon</i>	
Workshop #9	ADRENAL IMAGING UPDATE: NEW PEARLS FROM THE RECENT LITERATURE <i>Lisa Ho, Myles Taffel, Erick Remer</i>	
Workshop #10	<b>HANDS-ON WORKSHOP</b> CASE-BASED RECTAL CANCER STAGING AND RESTAGING <i>Elena Korngold, Michael Magnosta</i>	
Workshop #11	FALLOPIAN TUBE PATHOLOGY AND MR IMAGING OF ECTOPIC AND MOLAR PREGNANCY <i>Margarita Revzin</i>	
2:00 PM - 5:00 PM	<b>HANDS-ON COURSE</b> DIFFUSE LIVER DISEASE: PRACTICAL QUANTITATIVE MRI FOR DAILY PRACTICE <i>Takeshi Yokoo</i>	
2:00 PM - 5:00 PM	<b>HANDS-ON COURSE</b> RECTAL CANCER MRI <i>Marc Gollub, Mukesh Harisinghani, Zahra Kassam, Iva Petkovska</i>	
5:00 PM - 7:00 PM	<b>Awards Ceremony &amp; Reception</b>	

Schedule subject to change.

- ABDOMINOPELVIC NEUROENDOCRINE NEOPLASMS
- CT COLONOGRAPHY
- LI-RADS
- ADVANCED RENAL MASS IMAGING
- DIFFUSE LIVER DISEASE
- PROSTATE MRI
- CSIR
- DUAL ENERGY CT
- RECTAL CANCER MRI

# SAR 2022 ANNUAL MEETING

February 27 – March 4 • Fairmont Scottsdale Princess • Scottsdale, Arizona

Society of  
Abdominal  
Radiology™

All times listed in MST

## FRIDAY, MARCH 4, 2022

7:00 AM - 8:30 AM

### PLENARY SESSION IX: FLUOROSCOPY - THE GRADUATE COURSE

Moderators: *Laura Carucci, Francis Scholz*

7:00 AM	MBS, BEYOND ASPIRATION, PART I: FINDINGS IN NEUROLOGIC DISEASE <i>David DiSantis</i>
7:10 AM	MBS, BEYOND ASPIRATION, PART II: FINDINGS AFTER CANCER TREATMENT <i>Jessica Zarzour</i>
7:20 AM	MBS, BEYOND ASPIRATION, PART III: OUR SLP PARTNERS <i>Bonnie Martin-Harris</i>
7:35 AM	J-POUCH: CROHN'S DISEASE OF THE POUCH AND LEAKS FREQUENTLY MISSED <i>Chenchan Huang</i>
7:45 AM	ADVANCED ENDOSCOPIC PROCEDURES: WHAT THE RADIOLOGIST NEEDS TO KNOW <i>Preethi Guniganti</i>
7:55 AM	VOIDING CYSTOURETHROGRAM AND RUGS <i>Jonathan Revels</i>
8:05 AM	HYSTEROSALPINGOGRAM BEYOND PERITONEAL SPILL <i>Krupa Patel-Lippman</i>
8:15 AM	Q&A

8:30 AM - 10:00 AM

### PLENARY SESSION X: MAKING THE LEAP, CAREER TRANSITIONS, I

Moderators: *Kirti Magudia, Erik Paulson*

8:30 AM	NEW ACADEMIC FACULTY <i>Jessica Fried</i>
8:40 AM	FINDING YOUR NICHE IN MID-CAREER <i>Cynthia Santillan</i>
8:50 AM	OPPORTUNITIES IN ADVOCACY AND GOVERNMENT RELATIONS <i>Judy Yee</i>
9:00 AM	NEW TRICKS FOR OLD PROFESSORS: LATE CAREER ENGAGEMENT STRATEGIES <i>John Leyendecker</i>
9:10 AM	RETIREMENT AND BEYOND <i>Parvati Ramchandani</i>
9:20 AM	GENERATIONAL DIFFERENCES: OLD AND NEW POWER <i>Dennis Balfe</i>
9:30 AM	TRANSITION BETWEEN PRIVATE AND ACADEMIC PRACTICES <i>Maryellen Sun</i>
9:40 AM	SLOWING THE JOURNEY (OR FALLING OFF THE PATH) <i>Donald Mitchell</i>
9:50 AM	PARENTHOOD AND CAREER? <i>Sherry Wang</i>

10:00 AM - 10:30 AM Break

10:30 AM - 11:15 AM

### PLENARY SESSION XI: BENIGN BILIARY PATHOLOGIES

Moderators: *Ann Fulcher, Neeraj Lalwani*

10:30 AM	DIAGNOSTIC CRITERIA AND SEVERITY ASSESSMENT OF ACUTE CHOLECYSTITIS: TOKYO GUIDELINES AND SURGEON'S PERSPECTIVE <i>William Thompson</i>
10:40 AM	USE OF DUAL ENERGY CT IN BILIARY COLIC <i>David Childs</i>
10:50 AM	BENIGN CAUSES OF BILIARY OBSTRUCTION <i>Matthew Morgan</i>
11:00 AM	MRCP: PEARLS, PITFALLS AND CHALLENGES <i>Ann Fulcher</i>
11:10 AM	Q&A

Schedule subject to change.

 ABDOMINOPELVIC NEUROENDOCRINE NEOPLASMS

 ADVANCED RENAL MASS IMAGING

 CSIR

 CT COLONOGRAPHY

 DIFFUSE LIVER DISEASE

 DUAL ENERGY CT

 LI-RADS

 PROSTATE MRI

 RECTAL CANCER MRI

# SAR 2022 ANNUAL MEETING

February 27 – March 4 • Fairmont Scottsdale Princess • Scottsdale, Arizona

Society of  
Abdominal  
Radiology™

All times listed in MST

FRIDAY, MARCH 4, 2022	
<b>11:15 AM - 12:15 PM</b> <b>PLENARY SESSION XII: MULTIMODALITY MANIFESTATIONS OF INFECTION:                      THE ROUTINE, WEIRD, AND WACKY</b> <i>Moderators: Vikram Dogra, Roopa Ram</i>	
11:15 AM	LIVER AND BILIARY <i>Victoria Chernyak</i>
11:25 AM	URINARY <i>Daniel Margolis</i>
11:35 AM	RETROPERITONEUM <i>Khaled Elsayes</i>
11:45 AM	SMALL BOWEL <i>Cooky Menias</i>
11:55 AM	COLORECTAL <i>Mukesh Harisinghani</i>
12:05 PM	REPRODUCTIVE TRACT <i>Margarita Revzin</i>
<b>12:15 PM - 1:15 PM</b> <b>PLENARY SESSION XIII: TRANSPLANT MADE SIMPLE</b> <i>Moderator: Mustafa Bashir</i>	
12:15 PM	VASCULAR COMPLICATIONS <i>David Fetzer</i>
12:25 PM	RENAL TRANSPLANT COMPLICATIONS <i>Matthew Heller</i>
12:35 PM	MALIGNANCY POST-TRANSPLANT <i>Erin Cooke</i>
12:45 PM	HEALTH CARE DISPARITIES AND ACCESS TO ORGANS <i>Robert Brown</i>
12:55 PM	LIVER TRANSPLANT COMPLICATIONS <i>Anil Dasyam, MD</i>
1:05 PM	Q&A

Schedule subject to change.

- ABDOMINOPELVIC NEUROENDOCRINE NEOPLASMS
- ADVANCED RENAL MASS IMAGING
- CSIR

- CT COLONOGRAPHY
- DIFFUSE LIVER DISEASE
- DUAL ENERGY CT

- LI-RADS
- PROSTATE MRI
- RECTAL CANCER MRI

# SAR 2022 ANNUAL MEETING

February 27 – March 4 • Fairmont Scottsdale Princess • Scottsdale, Arizona

Society of  
Abdominal  
Radiology™

All times listed in MST

## ON DEMAND WORKSHOPS

IMAGING OF PANCREATIC TRANSPLANT COMPLICATIONS

*Francesco Alessandrino, Patricia Castillo*

LIVER IMAGING IN CASES OF NEUROENDOCRINE NEOPLASMS: 2022 UPDATES WITH IMAGING BASED THERAPEUTIC ADVANCES

*Ajaykumar Morani, Sunil Jeph*

PANCREATIC CANCER IN 2022: IMAGING, TREATMENT RESPONSE, EFFICIENT REPORTING

*Vincenzo Wong, Eric Tamm*

IMAGING THE GALLBLADDER: WHAT'S NEW IN 2022?

*William Thompson, Rachel Runde*

IMAGING CHALLENGES OF ESOPHAGECTOMY COMPLICATIONS: A PRIMER FOR ABDOMINAL RADIOLOGISTS

*Lindsay Duy, Janardha Ponnatapura*

DIAGNOSING PANCREAS CANCER IN CHALLENGING SCENARIOS

*Joyce Mhlanga, Young Kim*

ACUTE ABDOMEN IN PREGNANCY: ON A SCALE FROM 1 TO 10, HOW SERIOUS IS IT?

*Amita Kamath, Sherelle Laifer-Narin*

POST-SURGICAL IMAGING FINDINGS: PEARLS AND PITFALLS

*Benjamin Yeh, Zhen Wang*

PERITONEAL AND RETROPERITONEAL MASSES – DON'T HEDGE YOUR BETS!

*Devaraju Kanmaniraja, Mariya Kobi*

TIPS AND TRICKS FOR OPTIMIZING CONTRAST ENHANCED ULTRASOUND STUDIES AND AVOIDING POTENTIAL PITFALLS

*Nanda Thimmappa, Michael Aro*

ADVANCED ENDOSCOPIC ULTRASOUND INTERVENTIONS: PEARLS AND PITFALLS FOR THE RADIOLOGIST!

*Alison Harris, Emily Pang*

GOING THE EXTRA BILE! ADVANCES IN DECT AND MRI IMAGING OF THE HOT GALLBLADDER AND BILIARY TREE IN THE ACUTE SETTING!

*Alison Harris, Emily Pang*

DUAL-ENERGY CT: GASTROINTESTINAL IMAGING

*Mark Kovacs, Andrew Hardie*

NATURAL ORIFICE TRANSLUMINAL ENDOSCOPIC SURGERY (NOTES) – THE RADIOLOGIST PERSPECTIVE

*Devaraju Kanmaniraja, Chandana Lall*

MULTIMODALITY IMAGING OF COLONIC VOLVULUS

*Jeremy Wortman, Francis Scholz*

ACUTE MESENTERIC ISCHEMIA: 2022 UPDATE

*Iain Kirkpatrick, Lawrence Chow, Zahra Kassam*

EXPERT PANEL: PANCREAS

*Mahan Mathur*

NEW FRONTIERS IN IMAGING INCLUDING RADIOMICS UPDATES FOR PANCREATIC NEUROENDOCRINE NEOPLASMS (NENS): 2022 UPDATES

*Ajaykumar Morani, Priya Bhosale*

RECENT UPADTE TO CLASSIFICATION OF PANCREATIC NEUROENDOCRINE NEOPLASMS

*Lokesh Khanna, Venkata Katabathina*

# SAR 2022 ANNUAL MEETING

February 27 – March 4 • Fairmont Scottsdale Princess • Scottsdale, Arizona

Society of  
Abdominal  
Radiology™

All times listed in MST

MULTIVISCERAL TRANSPLANT: WHAT IS IT? WHAT DO I NEED TO KNOW ABOUT IT? <i>Patricia Balcacer, Eduardo Scortegagna</i>
RECTAL MRI POST NEOADJUVANT THERAPY: WHEN WE ARE WRONG <i>Ekta Maheshwari, Ka-Kei Ngan</i>
BOTTOMS UP - TIPS AND TRICKS FOR DIAGNOSIS OF UNUSUAL RECTAL LESIONS AT TUMOR BOARD <i>Zahra Kassam, Chandana Lall</i>
LIVER DOPPLER: TIPS FOR EVALUATING TIPS <i>Maitray Patel</i>
LIVER, BILE DUCTS AND GALLBLADDER: 10 CASES AND DIFFERENTIAL DIAGNOSES (INTERACTIVE APPROACH) <i>Neeraj Lalwani, Rafel Tappouni</i>
THE MODIFIED BARIUM SWALLOW EXAMINATION, MORE THAN JUST ASPIRATION <i>Jessica Zarzour, Bonnie Martin-Harris</i>
BOWEL ULTRASOUND: HOW TO GET STARTED! <i>Jonathan Dillman, Sudha Anupindi</i>
WHAT ARE THE CURRENT TREATMENT ENDPOINTS IN CROHN'S DISEASE – ENDOSCOPIC, BIOMARKER AND RADIOLOGICAL <i>Parakkal Deepak, Jordi Rimola</i>
PELVIC ULTRASOUND EMERGENCIES AFTER HOURS - WHAT NOT TO MISS AND HOW TO STAY OUT OF COURT <i>Ulrike Hamper</i>
INTERPRETIVE PROBLEMS WITH CONTRAST AGENTS AT CT AND HOW TO MITIGATE THEM <i>Benjamin Yeh</i>
RADIOTHERAPY INDUCED MALIGNANCIES (RTIM) <i>Lokesh Khanna, Venkata Katabathina</i>
WHY CAN'T I REMEMBER THESE? - A REVIEW OF CYSTIC PANCREATIC LESIONS <i>Benjamin Mervak, Lauren Burke</i>
NOT YOUR EVERYDAY CHOLECYSTITIS: UNUSUAL GALLBLADDER AND GALLSTONE-RELATED EMERGENCIES <i>Robert Dym, Humaira Chaudhry</i>
MRI OF APPENDICITIS: 2022 UPDATE <i>Larry Kramer</i>
IMAGING TREATMENT RESPONSE: IMMUNOTHERAPY AND BEYOND <i>Vahid Yaghmai</i>
UPDATE ON IMAGING OF BARIATRIC SURGERY <i>Ellen Wolf</i>
PRIMER OF CARDIAC IMAGING FOR THE ABDOMINAL RADIOLOGIST <i>Yasmeen Tandon</i>
APPROPRIATE IMAGING OF THE PREGNANT PATIENT: RISKS OF CT AND MRI IN THE NON-TRAUMA SETTING <i>Preethi Raghu, Shital Gandhi</i>
MAKING LEMONS FROM LEMONADE: GOING BACK TO BASICS <i>Tara Catanzano, Devrim Ersahin</i>
ASIAN RADIOLOGISTS: ARE WE STILL A MINORITY? <i>Richard Do, Sherry Wang, Alice Fung</i>
MEDICAL LEGAL CONSULTING - WHY, WHAT AND HOW? <i>Puneet Bhargava, Douglas Katz</i>



# SAR 2022 ANNUAL MEETING

February 27 – March 4 • Fairmont Scottsdale Princess • Scottsdale, Arizona

Society of  
Abdominal  
Radiology™

All times listed in MST

<p>WHEN OUR WORLDS COLLIDE: COLLABORATION OF PRIVATE PRACTICE AND ACADEMIC PEER LEARNING STRATEGIES <i>Joanie Garratt, Paul Hill</i></p>
<p>CT PROTOCOL STANDARDIZATION AND OPTIMIZATION <i>Meghan Lubner</i></p>
<p>DOES YOUR INTERFACE SPARK JOY? WORK SMARTER... NOT HARDER <i>Benjamin Mervak, Jessica Fried, Eric Pepin</i></p>
<p>CONTRAST CONTROVERSIES AND CONFUSION: AN ENHANCED 2022 UPDATE <i>Robert Dym, Mariya Kobi</i></p>
<p>TALENT DEVELOPMENT STRATEGIES FOR ACADEMIC MEDICAL CENTERS: TESTING IS FOR IQ, RECRUITING IS FOR EQ <i>Mariam Moshiri, Tara Catanzano</i></p>
<p>DIVE INTO DEEP INFILTRATING ENDOMETRIOSIS <i>Kelly Cox, Sadhna Nandwana</i></p>
<p>PELVIC MRI FOR ENDOMETRIOSIS FROM SCAN OPTIMIZATION TO INTERPRETATION TO REPORTING <i>Angela Tong, Michelle Sakala</i></p>
<p>UTERINE TRANSPLANT: OUR INSTITUTIONAL EXPERIENCE IN THE EARLY DAYS OF STARTING A PROGRAM <i>Constantine Burgan</i></p>
<p>RENAL MALIGNANCIES: A REVIEW OF COMMON AND RARE ENTITIES <i>Naiim Ali, Ashkan Malayeri</i></p>
<p>IMAGING OF INFERTILITY: PERSPECTIVES FROM REPRODUCTIVE ENDOCRINOLOGY <i>Akshya Gupta, Snigdha Alur-Gupta</i></p>
<p>EVALUATION OF RECURRENT PROSTATE CANCER WITH MRI AND PET-CT: HOW TO BEST UTILIZE EACH MODALITY FOR OPTIMAL DETECTION <i>Melina Pectasides, Hardik Shah</i></p>
<p>IMAGING CHARACTERISTICS OF PATHOLOGICAL LESIONS OF THE TESTICLE, EPIDIDYMIS AND SURROUNDING SOFT TISSUES <i>Manohar Roda, Pardeep Mittal</i></p>
<p>IMAGING OF PENILE PROSTHESIS: A PRIMER FOR BEGINNERS <i>Subramaniyan Ramanathan</i></p>
<p>PROSTATE CANCER PATTERN OF SPREAD IN BIOCHEMICAL RECURRENCE AND PRIMARY STAGING THROUGH PSMA-PET <i>Felipe Barbosa, Marcelo Queiroz</i></p>
<p>MULTIMODALITY IMAGING OF CESAREAN SECTION COMPLICATIONS <i>Kyuran Choe, Juliana Tobler</i></p>
<p>ESRD: EVOLVING GUIDELINES, SONOGRAPHIC PROBLEM SOLVING, AND IMAGING OF THE PATIENT WITH RENAL DISEASE IN 2022 <i>Mary Clingan, Melanie Caserta</i></p>
<p>HEREDITARY GYNECOLOGICAL TUMOR SYNDROMES: 2022 IMAGING UPDATE <i>Srinivasa Prasad</i></p>
<p>PROSTATE BIOPSIES: HOW TO ESTABLISH A SUCCESSFUL PROSTATE MRI PROGRAM IN COLLABORATION WITH UROLOGY AND PATHOLOGY <i>Melina Pectasides, Ayushi Gupta, Sree Harsha Tirumani</i></p>
<p>MUSCULOSKELETAL INCIDENTALOMAS ON ABDOMINAL IMAGING <i>Natasha Wehrli, Christine Chen</i></p>
<p>ABDOMINOPELVIC ONCOLOGIC EMERGENCIES: WHAT YOUR ONCOLOGISTS OR ONCOLOGIC SURGEONS NEED TO KNOW <i>Carolyn Wang, Bahar Mansoori</i></p>

# SAR 2022 ANNUAL MEETING

February 27 – March 4 • Fairmont Scottsdale Princess • Scottsdale, Arizona

All times listed in MST

WHAT LURKS OUTSIDE THE ABDOMEN? - A PRACTICAL GUIDE FOR ABDOMINAL RADIOLOGISTS

*Ciara O'Brien, Hannah Fleming, Daniella Asch*

PARATHYROID IMAGING - SONOGRAPHY, SESTAMIBI AND 4DCT

*Daniel Oppenheimer*

A PRACTICAL APPROACH TO CLINICAL PET/MRI

*Ali Pirasteh*

FLUOROSCOPY PERSPECTIVES: PROBLEM SOLVING AND THINGS NOT TO MISS

*Jeffrey Neitlich*

PANCREATIC CONUNDRUMS: PDAC MIMICS AND GREAT CASES FROM CLINIC

*Linda Chu, Edwina Chang, Helen Cheung*

LIVER TRANSPLANT IMAGING: IMPACTING PATIENT CARE

*Deepika Deuvni, Mark Masciocchi, Mahan Mathur*

IMAGING OF PDAC AND RECURRENCE

*Spencer Behr, Linda Chu*

I'M SORRY YOU FEEL THAT WAY: A STEP-BY-STEP APPROACH TO ULTRASOUND EVALUATION OF PALPABLE LESIONS

*Deborah Baumgarten, Madhura Desai*

LYMPHOMA IN THE ABDOMEN AND PELVIS: WHAT THE ONCOLOGIST WANTS TO KNOW

*Naiim Ali, Shazia Nakhoda*